

WHEEL ATTACHING PARTS



MERITOR



DISCLAIMER

Information contained in this publication is in effect at the time the publication was approved for printing and is subject to change without notice or liability. Meritor, reserves the right to revise the information presented or discontinue the production of parts described at any time.

Manufacturers names, part numbers, symbols or other references appearing in this catalogue are used for reference for order of goods only. Images are also for reference only and not to scale.

TRADEMARK

The designated trademarks are registered marks of their respective owners and Meritor and its affiliates are not commercially connected, affiliated, or associated with any of the owners of such marks. The Meritor products presented herein are not endorsed or authorised by any of the trademark owners.

COPYRIGHT

All rights reserved. The Meritor logo or any part or layout of the catalogue cannot be printed or reproduced without written authorisation from Meritor.

HOW TO USE THIS BOOK

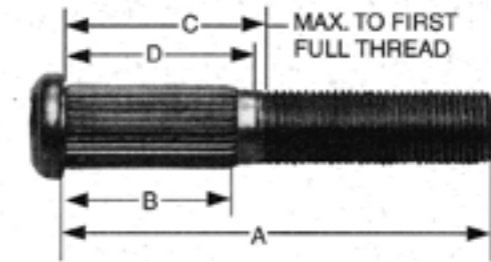
The index in this book is not in numerical page order but listed as parts as they appear in the catalogue. Please refer to the Parts Headings listed in the index to locate the relevant section. i.e. To find Hub Cap in All Makes Components, you will refer to 4-65 (Section 4, page 65)

INDEX

Wheel Attaching Parts	Page
All Makes Components	
Bolt Assemblies - Drum to Wheel	4-60
Bolts - Wheel & Rim	4-56
Cotter Pins.....	4-61
Dowels.....	4-45
Gaskets - Drive Flange.....	4-46
Hub Cap	4-65
Lock Nuts	4-60
Nuts - Disc Wheel	4-33
Nuts - Drive Flange	4-45
Nuts - Rim Clamp.....	4-55
O Ring - Hub Cap.....	4-65
Rim Clamps.....	4-47
Screw - Brake Drum Attaching.....	4-60
Studs - Drive Flange & General Purpose	4-44
Studs - Drive Flange.....	4-43
Studs - Wheel & Rim.....	4-58
Studs - Wheel.....	4-3
Washers - Miscellaneous.....	4-60
Wheel Bearing Adjustment Nuts	4-61
Wheel Bearing Thrust Washer & Locking Rings.....	4-64
Genuine Rockwell Components	
Bearings & Seals Reference Chart	4-120
Cap Nuts - Inner	4-79
Cap Nuts	4-78
Dowels.....	4-82
Drums - Brake	4-116
Gaskets	4-83
Hub & Drum Model Designations Chart	4-96
Hub Caps	4-95
Hub Oil Seal Washers.....	4-94
Hub Oil Seal Wipers & Oil Seals	4-93
Hubs - Drive Axle	4-97
Hubs - Front Non-Drive Axle	4-105
Hubs - Trailer Axle.....	4-114
Studs - Drive Flange (4X Series).....	4-80
Studs - Drive Flange (SC Series)	4-81
Studs - Headed	4-66
Studs - Shoulder.....	4-73
Wheel Bearing Adjustment Nuts	4-85
Wheel Bearing Seals - Inner & Outer.....	4-89
Wheel Bearing Spacer	4-92
Wheel Bearing Thrust Washers & Locking Rings.....	4-87
Wheel Nuts - Locking.....	4-79

WHEEL STUDS

SINGLE ENDED STUDS SERRATED TYPE

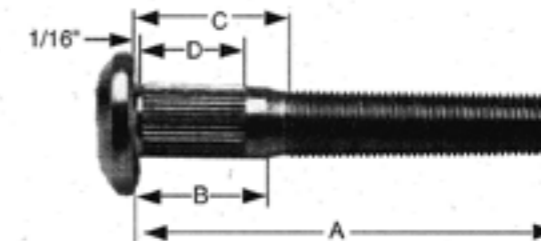


GRADE 8

ROCKWELL PART NO.	"A"	"B"	"C"	"D"	COMMENTS	O.E.M.	REPLACES
R005724	3-1/4"	1-19/64"	1-21/32"	1-1/2"	9/16"-18 Thread .555/.565 Body dia. .618/.625 Serration dia.	ROCKWELL 4-X-199; BUDD 31439	E-5724, M-90, W-74, 13-1901
R008964	3-1/2"	7/8"	1-7/8"	1-1/16"	9/16"-18 Thread .605/.608 Body dia. .618/.625 Serration dia.	GMC 334386	E-8964, 13-2651 W-601, M-1278
R008965	3-19/32"	27/32"	1-19/32"	1-9/32"	9/16"-18 Thread .605/.608 Body dia. .618/.625 Serration dia.	GMC 355815	E-8965, 13-2653, W-602, M-1279, X-1424
R001902	2-13/16"	7/8"	1-1/8"	1"	5/8"-18 Thread .625/.628 Body dia. .682/.692 Serration dia.	KELSEY K-30021; GMC 3682389	M-96, W-77, 13-1902
R001905	3-5/32"	1"	1-1/2"	1-11/32"	5/8"-18 Thread .663/.667 Body dia. .682/.692 Serration dia.	KELSEY 43939; GMC 3697043	13-1905, W-61, M-98

4

SINGLE ENDED STUDS SERRATED TYPE




GRADE 8

9/16"-18 Thread
.605/.608 Body dia.
.618/.625 Serration dia.

ROCKWELL PART NO.	"A"	"B"	"C"	"D"	O.E.M.	REPLACES
R002652	2-1/2"	1-1/16"	1-5/16"	27/32"	GMC 3988537	M-1274, 13-2652, X-1472
R002650	3"	1-1/16"	1-3/4"	7/8"	GMC 3988538	E-8963, 13-2650, M1276, X1473, W600

WHEEL STUDS

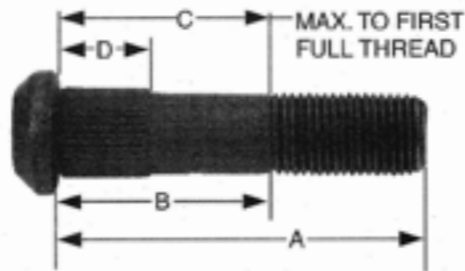
SINGLE ENDED STUDS SERRATED TYPE



GRADE 8 11/16"-16 Thread
.758/.768 Serration dia.

ROCKWELL PART NO.	"A"	"B"	"C"	COMMENTS	O.E.M.	REPLACES
R005682	2-5/8"	1"	1-5/8"	.740/.745 Body dia. Use R005734 Nut	BUDD 82525; GMC 3763619; KELSEY K-46009; GUNITE 46009	E-5682, M-158, W-180, 13-2001, X-1108
R005683	3-1/4"	1"	1-47/64"	.740/.745 Body dia. Use R005734 Nut	BUDD 82526; GMC 3765876; GUNITE 46010; KELSEY K-46010	E-5683, M-159, W-181, 13-2002, X-1109
R005816	3-1/4"	1-23/32"	1-57/64"	.738/.743 Body dia. Use R005734 Nut	BUDD 83172; STD FORGE 301112-1	E-5816, M-1283, 13-2003
R008961	3-5/8"	1-5/16"	1-21/32"	.755/.758 Body dia. Use R005734 Nut	GMC 704173	E-8961, 13-2006, W-682

SINGLE ENDED STUDS SERRATED TYPE

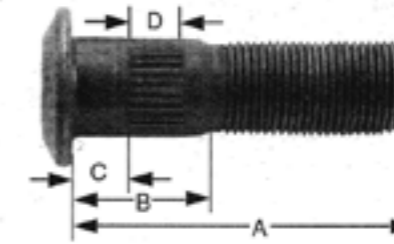


GRADE 8 3/4"-16 Thread
.742/.749 Body dia.
.870/.880 Serration dia.

ROCKWELL PART NO.	"A"	"B"	"C"	"D"	O.E.M.	REPLACES
R008994L	2-1/2"	1-5/32"	1-1/4"	29/32"	MOTOR WHEEL 82018	M-190, 13-1182L, X-1746, E-8994L
R008994R					MOTOR WHEEL 82017	M-189, 13-1182R, X-1745, E-8994R
R005631	2-17/32"	1-5/32"	1-1/4"	7/8"	MOTOR WHEEL 81468; GMC 2092243	E-5631, W-514, 13-1190
R008992L	2-31/32"	1-19/32"	1-25/32"	15/16"	MOTOR WHEEL 82096	E-8992L, M-196, W-392, 13-1180L, X-1752
R008992R					MOTOR WHEEL 85095	E-8992R, M-195, W-391, 13-1180R, X-1751
R008993L	3-1/4"	1-7/8"	2-3/32"	1-1/8"	MOTOR WHEEL 82843; GMC 02210240	E-8993L, 13-1181L, W-394, M-198, X-1754
R008993R					MOTOR WHEEL 82842; GMC 02210239	E-8993R, 13-1181R, W-393, M-197, X-1753

WHEEL STUDS

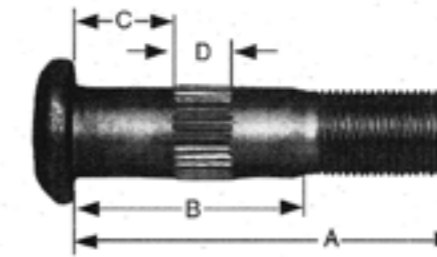
SINGLE ENDED STUDS SERRATED TYPE



GRADE 8 3/4"-16 Thread
.778/.781 Body dia.
.802/.810 Serration dia.

ROCKWELL PART NO.	"A"	"B"	"C"	"D"	O.E.M.	REPLACES
R009003L	2-57/64"	1-5/16"	7/16"	7/16"	ROCKWELL 20-X-1467, 20-X-1811	E-9003L, 13-1143L
R009003R					ROCKWELL 20-X-1468, 20-X-1812	E-9003R, 13-1143R

SINGLE ENDED STUDS SERRATED TYPE



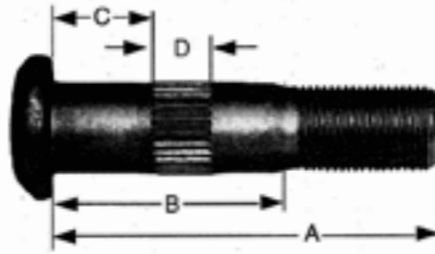
GRADE 8 3/4"-16 Thread
.782/.786 Body dia.
.810/.820 Serration dia.

ROCKWELL PART NO.	"A"	"B"	"C"	"D"	O.E.M.	REPLACES
R004964L	2-1/8"	3/4"	1/4"	1/4"	BUDD 59365	E-4964L, M-73, X-1859, W-63, 13-1101L
R004964R					BUDD 59364	E-4964R, M-72, X-1858, W-62, 13-1101R
R004965L	2-3/8"	1"	1/4"	1/2"	ROCKWELL 20-X-687, 20-X-1805; BUDD 59192; KELSEY K-36708	E-4965L, M-75, X-1081, W-65, 13-1102L
R004965R					ROCKWELL 20-X-688, 20-X-1806; BUDD 59191; KELSEY K-36707	E-4965R, M-74, X-1080, W-64, 13-1102R
R004966L	2-5/8"	1-1/4"	5/16"	1/2"	ROCKWELL 20-X-431; BUDD 59264; TRAILMOBILE 50-33A-30	E-4966L, M-77, W-67, 13-1103L, X-1713
R004966R					ROCKWELL 20-X-430; BUDD 59263; TRAILMOBILE 50-33A-29	E-4966R, M-76, W-66, 13-1103R, X-1712



WHEEL STUDS

SINGLE ENDED STUDS SERRATED TYPE



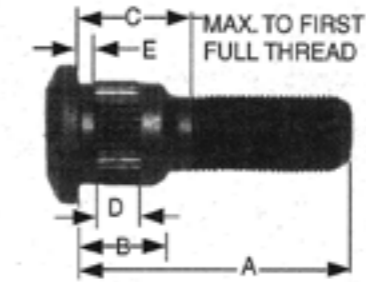
GRADE 8

3/4"-16 Thread
.782/.786 Body dia.
.810/.820 Serration dia.

ROCKWELL PART NO.	"A"	"B"	"C"	"D"	O.E.M.	REPLACES
R004967L	2-7/8"	1-1/2"	1/4"	1/2"	ROCKWELL 20-X-1575; BUDD 61969; GMC 3723967	E-4967L, M-79, 50-1127L, W-69, 13-1107L, X-1824
R004967R					ROCKWELL 20-X-1576; BUDD 61968; GMC 3723968	E-4967R, M-78, 50-1127R, W-68, 13-1107R, X-1823,
R008969L	2-15/16"	1-5/16"	1/4"	1/2"	GUNITE W-981L; GMC 15580833	E-8969L, 13-1128L, W-609
R008969R					GUNITE W-981R; GMC 15580830	E-8969R, 13-1128R, W-608
R008947L	2-31/32"	1-3/8"	9/16"	1/2"	BUDD 100146; WEBB 159183	W-576, 13-1122L, X-1715, E-8947L
R008947R					BUDD 100145; WEBB 159184	W-575, 13-1122R, X-1714, E-8947R
R008968L	3-3/16"	1-13/32"	1/4"	1/2"	GUNITE W-980L	E-8968L, 13-1135L, W-675
R008968R					GUNITE W-980R	E-8968R, 13-1135R, W-674
R001124L	3-1/4"	1-3/4"	15/16"	1/2"	GUNITE W-1006L; GMC 2095341; NAVISTAR 584071C1	13-1124L
R001124R					GUNITE W-1006R; GMC 2095342; NAVISTAR 584072C1	13-1124R
R008979L	3-11/32"	1-9/32"	1/4"	1/2"	GUNITE W-982L, W-1133L; NAVISTAR 597992C1	E-8979L, 13-1129L, W-611
R008979R					GUNITE W-982R, W-1133R; NAVISTAR 597991C1	E-8979R, 13-1129R, W-610
R008978L	3-13/32"	1-29/32"	29/32"	1/2"	ROCKWELL 20-X-1747; MACK 3398W883L; GUNITE W883L, W1073L;	E-8978L, 13-1130L
R008978R					ROCKWELL 20-X-1746; MACK 3398W883R; GUNITE W883R, W1073R;	E-8978R, 13-1130R
R008977L	3-7/8"	2-1/16"	1"	1/2"	FRUEHAUF MMGW1061L; GUNITE W-1061L	E-8977L, 13-1139L, W-635
R008977R					FRUEHAUF MMGW1061R; GUNITE W-1061R	E-8977R, 13-1139R, W-634

WHEEL STUDS

SINGLE ENDED STUDS SERRATED TYPE

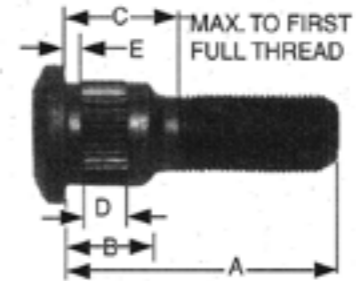


GRADE 8

3/4"-16 Thread
.909/.912 Body dia.
.940/.950 Serration dia.

ROCKWELL PART NO.	"A"	"B"	"C"	"D"	"E"	O.E.M.	REPLACES
R008949L	2-19/32"	31/32"	1-5/16"	13/32"	7/32"	BUDD 106202, 3008402	E-8949L, 13-1585L, W-505
R008949R						BUDD 106201, 3008401	E-8949R, 13-1585R, W-504

SINGLE ENDED STUDS SERRATED TYPE



GRADE 8

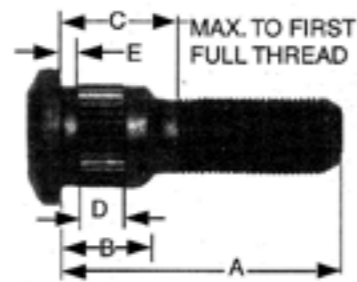
3/4"-16 Thread
.972/.976 Body dia.
.998/1.006 Serration dia.

ROCKWELL PART NO.	"A"	"B"	"C"	"D"	"E"	O.E.M.	REPLACES
R005718L	2-3/8"	13/16"	1-7/32"	7/16"	1/8"	ROCKWELL 20-X-209; BUDD 63626E2; FORD 7EQ1119; DODGE 1191847	E-5718L, M-85, W-169, 13-1201L, X-1834
R005718R						ROCKWELL 20-X-208; BUDD 63625E2; FORD 7EQ1118; DODGE 1191846	E-5718R, M-84, W-168, 13-1201R, X-1833
R005719L	2-9/16"	13/16"	1-13/32"	7/16"	1/8"	ROCKWELL 20-X-211; BUDD 63626E3; FRUEHAUF 298484	E-5719L, M-87, W-171, 13-1202L, X-1392
R005719R						ROCKWELL 20-X-210; BUDD 63625E3; FRUEHAUF 298485	E-5719R, M-86, W-170, 13-1202R, X-1391
R005911L	2-9/16"	15/16"	1-5/16"	7/16"	9/32"	ROCKWELL 20-X-403	E-5911L, M-2433, W-398, 13-1205L, X-1885
R005911R						ROCKWELL 20-X-402	E-5911R, M-2432, W-397, 13-1205R, X-1884
R005900L	2-11/16"	13/16"	1-1/32"	7/16"	1/8"	ROCKWELL 20-X-831	E-5900L, M-2435, W-400, 13-1206L, X-1906
R005900R						ROCKWELL 20-X-832	E-5900R, M-2434, W-399, 13-1206R, X-1905



WHEEL STUDS

SINGLE ENDED STUDS SERRATED TYPE



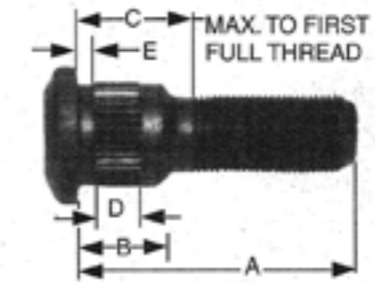
GRADE 8

3/4"-16 Thread
.972/.976 Body dia.
.998/1.006 Serration dia.

ROCKWELL PART NO.	"A"	"B"	"C"	"D"	"E"	O.E.M.	REPLACES
R005720L	2-23/32"	13/16"	1-1/4"	7/16"	1/8"	ROCKWELL 20-X-207; BUDD 63626E1	E-5720L, M-89, X-1394, W-167, 13-1203L
R005720R						ROCKWELL 20-X-206; BUDD 63625E1	E-5720R, M-88, X-1393, W-166, 13-1203R
R005721L	2-13/16"	1-3/16"	1-5/8"	9/16"	3/8"	ROCKWELL 20-X-405; BUDD 82579	E-5721L, M-1107, W-271, 13-1236L, X-1844
R005721R						ROCKWELL 20-X-404; BUDD 82578	E-5721R, M-1106, W-270, 13-1236R, X-1843
R005987L	2-15/16"	1-1/4"	1-25/32"	1"	1/16"	MOTOR WHEEL 86796	E-5987L, M-1289, W-381, 13-1234L, X-1763
R005987R						MOTOR WHEEL 86797	E-5987R, M-1288, W-380, 13-1234R, X-1762
R005910L	3-1/8"	13/16"	1-13/16"	7/16"	1/8"	ROCKWELL 20-X-345	E-5910L, M-2437, W-396, 13-1204L, X-1889
R005910R						ROCKWELL 20-X-344	E-5910R, M-2436, W-395, 13-1204R, X-1888
R005871L	3-1/8"	1-3/8"	1-7/8"	1"	1/4"	ROCKWELL 20-X-481; PACCAR K233-344L, PAC-4	E-5871L, M-1213, W-275, 13-1230L, X-1862
R005871R						ROCKWELL 20-X-482; PACCAR K233-344R, PAC-3	E-5871R, M-1212, W-274, 13-1230R, X-1861
R006057L	3-3/16"	1-3/16"	2-1/32"	1"	1/16"		W-549, 13-1235L, E-6057L
R006057R							W-548, 13-1235R, E-6057R
R005909L	3-11/32"	1-13/16"	2-3/16"	1/2"	5/8"	ROCKWELL 20-X-853	E-5909L, M-1291, W-379, 13-1233L, X-1894
R005909R						ROCKWELL 20-X-852	E-5909R, M-1290, W-378, 13-1233R, X-1893

WHEEL STUDS

SINGLE ENDED STUDS SERRATED TYPE



GRADE 8

3/4"-16 Thread
.972/.976 Body dia.
.998/1.006 Serration dia.


ROCKWELL PART NO.	"A"	"B"	"C"	"D"	"E"	O.E.M.	REPLACES
R005896L	3-3/8"	1-11/32"	2"	1"	1/4"	PACCAR K233-2871L, 03-02208, PAC-2	E-5896L, M-2439, W-277, 13-1231L, X-1936
R005896R						PACCAR K233-2871R, 03-02207, PAC-1	E-5896R, M-2438, W-276, 13-1231R, X-1935
R005983L	3-3/8"	1-3/8"	1-31/32"	1"	1/4"	PACCAR 12452-001L, 03-02853	E-5983L, M-2467, W-476, 13-1232L, X-2132
R005983R						PACCAR 12452-001R, 03-02852	E-5983R, M-2466, W-475, 13-1232R, X-2131
R005908L	3-21/32"	2-7/32"	2-19/32"	1"	13/32"	ROCKWELL 20-X-1285	E-5908L, M-1293, W-272, 13-1252L, X-1896
R005908R						ROCKWELL 20-X-1284	E-5908R, M-1292, W-273, 13-1252R, X-1895
R008999L	3-3/4"	2-1/16"	2-3/8"	1"	3/8"	ROCKWELL 20-X-781	E-8999L, 13-1250L, W-367, M-2441, X-1883
R008999R						ROCKWELL 20-X-780	E-8999R, 13-1250R, W-366, M-2440, X-1882
R005907L	3-7/8"	2-7/16"	2-13/16"	1"	5/8"	ROCKWELL 20-X-1283	E-5907L, M-1295, W-375, 13-1251L, X-1898
R005907R						ROCKWELL 20-X-1282	E-5907R, M-1294, W-374, 13-1251R, X-1897
R005722L	4"	2-7/16"	2-13/16"	1"	5/8"	BUDD 83852	E-5722L, M-1109, W-371, 13-1254L, X-1379
R005722R						BUDD 83851	E-5722R, M-1106, W-370, 13-1254R, X-1378
R001253L	4-3/16"	2-11/16"	3"	9/16"	3/8"	ROCKWELL 20-X-409Z	13-1253L, W-369, M-2443, X-2028
R001253R						ROCKWELL 20-X-408Z	13-1253R, W-368, M-2442, X-2027

4



WHEEL STUDS

SINGLE ENDED STUDS
SERRATED TYPE




GRADE 8

1-1/8"-16 Thread
1.218/1.222 Body dia.
1.244/1.252 Serration dia.

ROCKWELL PART NO.	"A"	"B"	"C"	"D"	"E"	O.E.M.	REPLACES
R005748L	2-13/32"	7/8"	1-3/16"	3/16"	3/8"	ROCKWELL 20-X-369; BUDD 82574	E-5748L, M-1115, W-240, 13-1605L, X-1719
R005748R						ROCKWELL 20-X-370; BUDD 82573	E-5748R, M-1114, W-241, 13-1605R, X-1718
R005897L	2-21/32"	7/8"	1-3/16"	3/16"	3/8"	ROCKWELL 20-X-1563; BUDD 83819	E-5897L, M-1219, W-293, 13-1601L, X-1724, 09-009123
R005897R						ROCKWELL 20-X-1564; BUDD 83818	E-5897R, M-1218, W-292, 13-1601R, X-1723, 09-009122
R005749L	2-13/16"	7/8"	1-3/16"	3/16"	3/8"	ROCKWELL 20-X-379; BUDD 82576; PACCAR PAC-5L	E-5749L, M-1117, W-242, 13-1604L, X-1725
R005749R						ROCKWELL 20-X-380; BUDD 82575; PACCAR PAC-5R	E-5749R, M-1116, W-243, 13-1604R, X-1725
R001607L	2-29/32"	1-3/8"	1-11/16"	1/4"	1"	ROCKWELL 20-X-583	13-1607L, W-357, M-2471, X-2034
R001607R						ROCKWELL 20-X-582	13-1607R, W-356, M-2470, X-2033
R005986L	2-31/32"	3/4"	1"	1/8"	19/32"	WEBB 188109; MOTOR WHEEL 88109	E-5986L, W-521, 13-1622L, X-1984
R005986R						WEBB 188108; MOTOR WHEEL 88108	E-5986R, W-520, 13-1622R, X-1983
R005750L	3"	1-3/8"	1-3/4"	1/4"	1"	ROCKWELL 20-X-585; BUDD 83854	E-5750L, M-1119, W-245, 13-1608L, X-1728
R005750R						ROCKWELL 20-X-584; BUDD 83853	E-5750R, M-1118, W-244, 13-1608R, X-1727
R005899L	3-5/32"	1-5/16"	1-11/16"	9/16"	3/8"	ROCKWELL 20-X-747	E-5899L, M-1205, W-291, 13-1612L, X-1928, 09-001165
R005899R						ROCKWELL 20-X-746	E-5899R, M-1204, W-290, 13-1612R, X-1927, 09-001164

WHEEL STUDS

SINGLE ENDED STUDS
SERRATED TYPE



GRADE 8

1-1/8"-16 Thread
1.218/1.222 Body dia.
1.244/1.252 Serration dia.


ROCKWELL PART NO.	"A"	"B"	"C"	"D"	"E"	O.E.M.	REPLACES
R005898L	3-3/16"	1-3/8"	1-11/16"	1/4"	1"	ROCKWELL 20-X-589; GUNITE W-1148L	E-5898L, M-1251, W-295, 13-1610L, X-1932, 50-1089L
R005898R						ROCKWELL 20-X-588; GUNITE 1148R	E-5898R, M-1250, W-294, 13-1610R, X-1931, 50-1089R
R008996L	3-1/4"	3/4"	1"	1/8"	9/16"	MOTOR WHEEL 88292	M-2473, W-365, 13-1620L, E-8996L, X-1992,
R008996R						MOTOR WHEEL 88291	M-2472, W-364, 13-1620R, E-8996R, X-1991,
R009001L	3-15/32"	7/8"	1-9/16"	1/8"	7/16"	ROCKWELL 20-X-1357, 20-X-1477	E-9001L, 13-1621L, W-331, M-2475, X-2038
R009001R						ROCKWELL 20-X-1356, 20-X-1478	E-9001R, 13-1621R, W-330, M-2474, X-2037
R008972L	3-1/2"	1-3/16"	1-15/32"	1/4"	3/4"	GMC 15552787; FORD E4HZ-1108R, E8HZ-1107B; GUNITE W-788L, W-988L, W-1118L, W-720L; NAVISTAR 292966C1, 593096C1	E-8972L, 13-1630L, W-511
R008972R						GMC 15552788; FORD E4HZ-1107E, E8HZ-1107A; GUNITE W-788R, W-988R, W-1118R, W-720R; NAVISTAR 292964C1, 593097C1	E-8972R, 13-1630R, W-510
R008995L	3-9/16"	1-7/16"	1-13/16"	1/4"	1-1/16"	MOTOR WHEEL 87143	M-2477, W-363, X-1767, 13-1617L, E-8995L
R008995R						MOTOR WHEEL 87142	M-2476, W-362, X-1766, 13-1617R, E-8995R
R008966L	3-9/16"	1-9/16"	1-27/32"	1"	1/2"	GUNITE W-826L, W-890L, W-1104L; MACK 18AX1159; ROCKWELL 20-X-1755	13-1625L, E-8966L
R008966R						GUNITE W-826R, W-890R, W-1104R; MACK 18AX1158; ROCKWELL 20-X-1754	13-1625R, E-8966R

4



WHEEL STUDS

SINGLE ENDED STUDS SERRATED TYPE




GRADE 8

1-1/8"-16 Thread
1.218/1.222 Body dia.
1.244/1.252 Serration dia.

ROCKWELL PART NO.	"A"	"B"	"C"	"D"	"E"	O.E.M.	REPLACES
R006033L	3-5/8"	1-7/16"	1-3/4"	1/4"	3/4"	WEBB 100181; BUDD 100018	E-6033L, 13-1626L
R006033R						WEBB 100170; BUDD 100017	E-6033R, 13-1626R
R005988L	3-5/8"	1-13/16"	2-1/8"	9/16"	3/4"	BUDD 85382, 99617; WEBB 133609; PACCAR 02-00572	E-5868L, M-2429, W-289, 13-1616L, X-1732
R005988R						BUDD 85381, 99616; WEBB 133610; PACCAR 02-00573	E-5868R, M-2428, W-288, 13-1616R, X-1731
R005982L	3-3/4"	1-7/32"	1-1/2"	1/8"	9/16"	PACCAR 02-01484, PAC-15L; KENWORTH K233B359L; PETERBILT 02-00771	E-5982L, M-2431, W-478, 13-1618L, X-2134
R005982R						PACCAR 02-01485, PAC-15R; KENWORTH K233B359R; PETERBILT 02-00772	E-5982R, M-2430, W-477, 13-1618R, X-2133
R001623L	3-3/4"	1-3/8"	2-1/16"	5/8"	7/16"	ROCKWELL 20-X-1475	13-1623L, M-2479, W-333, X-2112
R001623R						ROCKWELL 20-X-1476	13-1623R, M-2478, W-332, X-2111
R005985L	3-25/32"	1-3/8"	2-9/16"	1/4"	1"	ROCKWELL 20-X-587	E-5985L, M-2481, W-359, 13-1609L, X-2114
R005985R						ROCKWELL 20-X-586	E-5985R, M-2480, W-358, 13-1609R, X-2113
R008985L	3-13/16"	1-3/16"	1-5/16"	1/4"	3/4"	GUNITE W-1203L	E-8985L, 13-1635L
R008985R						GUNITE W-1203R	E-8985R, 13-1635R
R008990L	4"	1-5/16"	2-3/16"	9/16"	3/4"	KENWORTH K233-C372L	E-8990L, W-551, 13-1627L, X-2172
R008990R						KENWORTH K233-C372R	E-8990R, W-550, 13-1627R, X-2171

WHEEL STUDS

SINGLE ENDED STUDS SERRATED TYPE




GRADE 10.9

1-1/8"-16 Thread
1.222/1.227 Body dia.
1.234/1.242 Serration dia.
98 Serrations

ROCKWELL PART NO.	"A"	"B"	"C"	COMMENTS	O.E.M.	REPLACES
R002976L	2-31/32"	1-1/4"	1-21/32"		VOLVO 1588280-6	13-2976L, X-2076
R002976R	(75.4mm)	(32mm)	(42mm)		VOLVO 1588281-4	13-2976R, X-2077

SINGLE ENDED STUDS SERRATED TYPE

All dimensions in inches
except thread size.



METRIC GRADE 10.9

METRIC

M22 x 1.5 Thread

ROCKWELL PART NO.	"A"	"B"	"C"	COMMENTS	O.E.M.	REPLACES
R005998	3-11/64"	1-7/32"	1-9/16"	.899/.903 Body dia.	BUDD 106377	E-5998, M-3200, W-496, 13-1580
R005997	3-21/32"	1-7/32"	1-9/16"	935/.944 Serration dia. Use R006000 nut.	BUDD 106216	E-5997, M-3201, W-497, 13-1581
R005999	4-7/16"	1-7/32"	1-9/16"		BUDD 106397	E-5999, M-3202, W-495, 13-1582
R008989	4-1/4"	1-1/16"	1-3/8"	.971/.975 Body dia.	GUNITE W-1196, W-1249	E-8989, 13-1577, W-689
R008980	5-3/32"	7/8"	1-3/8"	1.000/1.015 Serration diameter.	GUNITE W-1160	E-8980, 13-1576, W-656
R008987	5-3/16"	1-1/16"	1-11/16"	Use R005991 nut.	GUNITE W-1211; NAVISTAR 1652875C1	E-8987, 13-1578, W-688
R006036	3-1/2"	23/32"	1-1/4"	.973/.977 Body dia.	WEBB 101164	E-6036, W-544, 13-1570
R006035	3-15/16"	23/32"	1-1/4"	1.000/1.015 Serration diameter.	WEBB 101162	E-6035, W-545, 13-1571
R006034	4-13/16"	23/32"	1-1/4"	Use R005991 nut.	WEBB 101160	E-6034, W-546, 13-1572



WHEEL STUDS

SINGLE ENDED STUDS (With Drum Shoulder)
SERRATED TYPE

9/16"-18 Thread
.599/.601 Body dia.
.618/.628 Serration dia.
.639/.643 Drum shoulder dia.

ROCKWELL PART NO.	"A"	"B"	"C"	"D"	"E"	O.E.M.	REPLACES
R008959L	3-1/16"	1-3/32"	1-1/4"	3/8"	1/4"	FORD D0TZ-1119A, 388381	M-1271, W-599, 13-2600L, E-8959L
R008959R						FORD D0TZ-1107A, 388380	M-1270, W-598, 13-2600R, E-8959R

SINGLE ENDED STUDS (With Drum Shoulder)
SERRATED TYPE

5/8"-18 Thread
.638/.641 Body dia.
.652/.660 Serration dia.
.672/.675 Drum shoulder dia.

ROCKWELL PART NO.	"A"	"B"	"C"	"D"	"E"	O.E.M.	REPLACES
R008946L	2-15/16"	15/16"	1-1/4"	7/16"	1/4"	BUDD 98349; STD FORGE 301135-1L	M-1273, W-604, 13-2551L, E-8946L, X-1842, M10MH179-2
R008946R						BUDD 98348; STD FORGE 301135-1R	M-1272, W-603, 13-2551R, E-8946R, X-1841, M10MH178-2

WHEEL STUDS

SINGLE ENDED STUDS (With Drum Shoulder)
SERRATED TYPE

3/4"-16 Thread
.783/.786 Body dia.
.810/.820 Serration dia.
.798/.808 Drum shoulder dia.

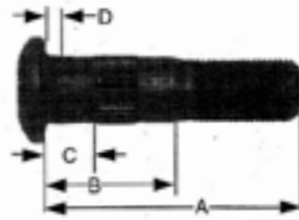
ROCKWELL PART NO.	"A"	"B"	"C"	"D"	O.E.M.	REPLACES
R005764L	2-3/8"	1"	3/8"	3/16"	BUDD 90554	E-5764L, M-1207, W-283, 13-1111L, X-1689
R005764R					BUDD 90553	E-5764R, M-1206, W-282, 13-1111R, X-1688
R005870L	2-5/8"	1-1/4"	7/16"	3/16"	BUDD 90514; ROCKWELL 20-X-1809	E-5870L, M-1209, W-285, 13-1112L, X-1693
R005870R					BUDD 90513; ROCKWELL 20-X-1810	E-5870R, M-1208, W-284, 13-1112R, X-1692
R005775	2-3/4"	1-3/8"	1/2"	1/4"	BUDD 85108; FORD C3TZ-1118A	E-5775, M-1151, W-388, 13-1150, X-2100
R004968L	2-7/8"	1-1/2"	9/16"	5/16"	BUDD 49852; TRAILMOBILE 50-33A-26; WHITE 6043826	E-4968L, M-81, W-71, 13-1104L, X-1385
R004968R					BUDD 49851; TRAILMOBILE 50-33A-25; WHITE 6043825	E-4968R, M-80, 13-1104R, W-70, X-1384
R001116L	3"	1-1/2"	9/16"	5/16"	ROCKWELL 20-X-1571, 20-X-1815	13-1116L, X-2042
R001116R					ROCKWELL 20-X-1572, 20-X-1816	13-1116R, X-2041
R005775	3"	1-9/16"	1/2"	5/16"	BUDD 85141	E-5776, W-390, 13-1152, X-1700
R004969L	3-1/8"	1-3/4"	9/16"	1/2"	BUDD 59184; FRUEHAUF 582887	E-4969L, M-83, W-73, 13-1105L, X-1387
R004969R					BUDD 59183; FRUEHAUF 582886	E-4969R, M-82, W-72, 13-1105R, X-1386
R005703	3-3/8"	1-13/16"	1/2"	5/16"	BUDD 85106	E-5703, M-1152, W-389, 13-1151, X-1701
R005765L	3-3/8"	2"	3/8"	3/16"	BUDD 84098	E-5765L, M-1121, W-237, 13-1108L, X-1703
R005765R					BUDD 84097	E-5765R, M-1120, W-236, 13-1108R, X-1702

4



WHEEL STUDS

SINGLE ENDED STUDS (With Drum Shoulder)
SERRATED TYPE



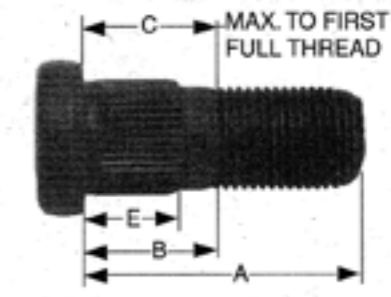
3/4"-16 Thread
.783/.786 Body dia.
.810/.820 Serration dia.
.798/.808 Drum shoulder dia.

GRADE 8

ROCKWELL PART NO.	"A"	"B"	"C"	"D"	O.E.M.	REPLACES
R005756L	3-3/8"	2"	9/16"	5/16"	BUDD 59067	E-5756L, M-1111, W-373, 13-1113L, X-1705
R005756R					BUDD 59066	E-5756R, M-1110, W-372, 13-1113R, X-1704
R005757L	3-5/8"	2-1/4"	9/16"	5/16"	BUDD 59376	E-5757L, M-1113, W-279, 13-1106L, X-1707
R005757R					BUDD 59375	E-5757R, M-1112, W-278, 13-1106R, X-1706
R005766L	3-7/8"	2-1/2"	9/16"	5/16"	BUDD 59374	E-5766L, M-1177, W-281, 13-1110L, X-1709
R005766R					BUDD 59373	E-5766R, M-1176, W-280, 13-1110R, X-1708
R005869L	4-1/4"	2-3/4"	9/16"	5/16"	BUDD 59372	E-5869L, M-1211, W-287, 13-1114L, X-1711
R005869R					BUDD 59371	E-5869R, M-1210, W-286, 13-1114R, X-1710

WHEEL STUDS

SINGLE ENDED STUDS
CLIPPED HEAD SERRATED TYPE




5/8"-18 Thread
.624/.626 Body dia.
.648/.656 Serration dia.

GRADE 8

ROCKWELL PART NO.	"A"	"B"	"C"	"D"	"E"	O.E.M.	REPLACES
R005610L	2-1/8"	13/16"	1"	7/8"	3/8"	BUDD 74726, 67459; KELSEY K-36734;	E-5610L, M-245, W-83, 13-2560L, X-1287
R005610R						BUDD 74725, 67458; KELSEY K-36733;	E-5610R, M-244, W-82, 13-2560R, X-1286
R005612L	2-7/16"	13/16"	1"	7/8"	3/8"	BUDD 67462	E-5612L, M-247, W-453, 13-2561L, X-1251
R005612R						BUDD 67461	E-5612R, M-246, W-452, 13-2561R, X-1250

SINGLE ENDED STUDS
CLIPPED HEAD SERRATED TYPE



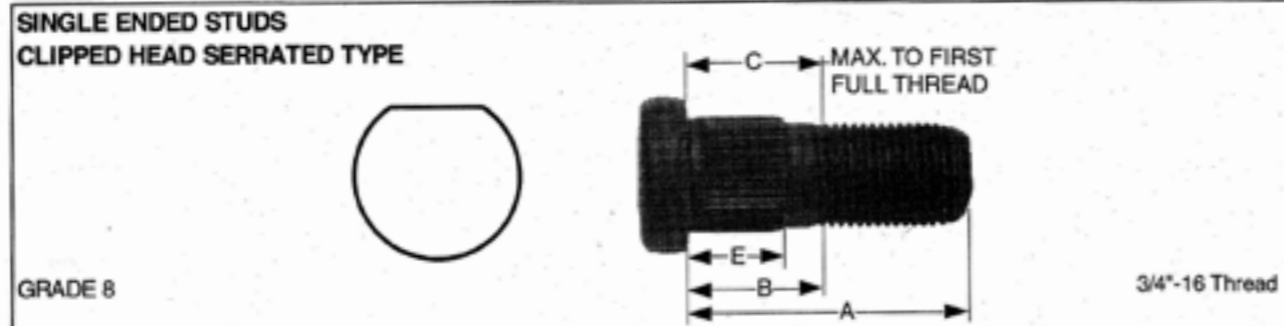
5/8"-18 Thread
.624/.628 Body dia.
.648/.656 Serration dia.

GRADE 8

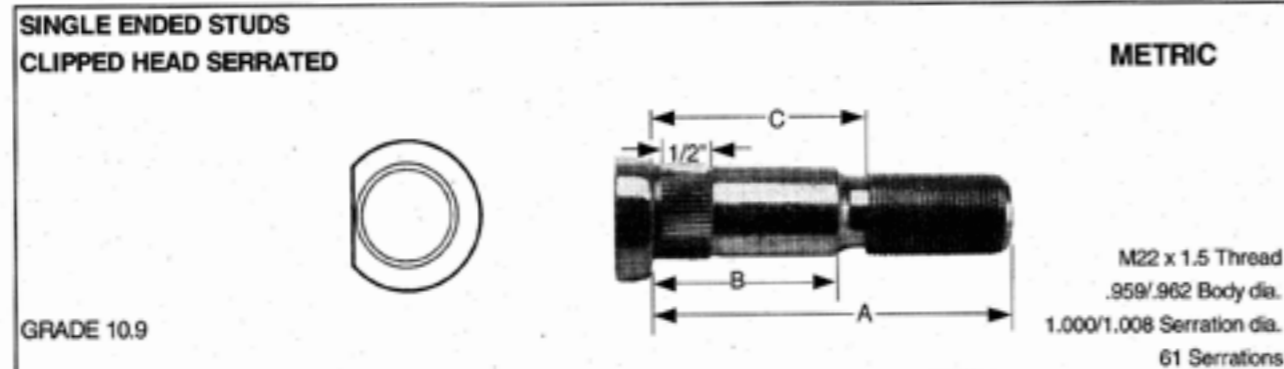
ROCKWELL PART NO.	"A"	"B"	"C"	"D"	"E"	O.E.M.	REPLACES
R002571L	2-1/8"	13/16"	1"	7/8"	3/8"	KELSEY K-37734; FORD TCAA-1108A	13-2571L, M-93, X-1185, X-1257
R002571R						KELSEY K-37733; FORD TCAA-1107A	13-2571R, M-92, X-1184, X-1256
R005613L	2-7/16"	13/16"	1"	1-1/8"	15/32"	KELSEY K-37556; FORD B9TT-1119A	E-5613L, M-95, W-85, 13-2570L, X-1264
R005613R						KELSEY K-37555; FORD B9TT-1118A	E-5613R, M-94, W-84, 13-2570R, X-1263



WHEEL STUDS

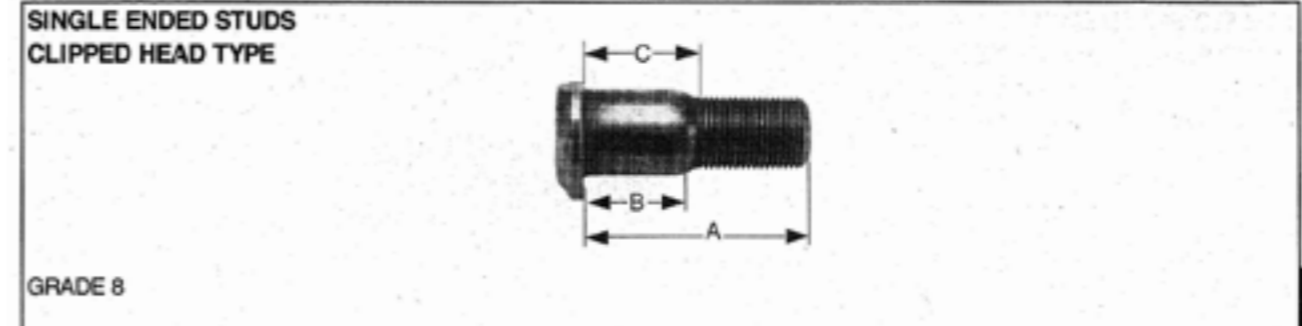


ROCKWELL PART NO.	"A"	"B"	"C"	COMMENTS	O.E.M.	REPLACES
R006027L	3-13/32"	1-13/32"	1-3/4"	.783/.786 Body dia.	CONMET 100254	E-6027L, W-543, 13-2376L, X-2209
R006027R					CONMET 100255	E-6027R, W-542, 13-2376R, X-2208
R006059L	3-17/32"	1-9/16"	1-29/32"	.783/.786 Body dia.	CONMET 100370; FREIGHTLINER 11-10839-2	E-6059L, W-529, 13-2375L, X-2205
R006059R					CONMET 100371; FREIGHTLINER 11-10839-3	E-6059R, W-528, 13-2375R, X-2204
R006028L	3-25/32"	1-1/2"	1-3/4"	.783/.786 Body dia.	CONMET 100225, 100373	E-6028L, W-578, 13-2373L, X-2200
R006028R					CONMET 100226, 100372	E-6028R, W-577, 13-2373R, X-2201



ROCKWELL PART NO.	"A"	"B"	"C"	COMMENTS	O.E.M.	REPLACES
R002951	3-13/16" (97.2mm)	1-31/32" (50mm)	2-1/2" (63.5mm)		MACK/RENAULT 190220	13-2951, X-2166

WHEEL STUDS



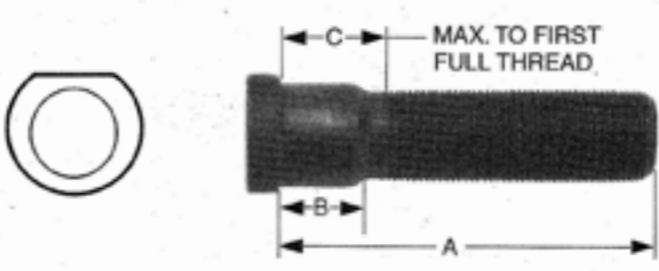
ROCKWELL PART NO.	"A"	"B"	"C"	COMMENTS	O.E.M.	REPLACES
R006026L	3-5/32"	1-13/32"	1-23/32"	3/4"-16 Thread .783/.787 Body dia.	CONMET 100012	E-6026L, W-523, 13-2372L, X-2199
R006026R					CONMET 100013	E-6026R, W-522, 13-2372R, X-2198
R006058L	3-1/4"	1-17/32"	1-7/8"	3/4"-16 Thread .783/.787 Body dia.	CONMET 100368; FREIGHTLINER 11-10839-0	E-6058L, 13-2374L, W-527, X-2203
R006058R					CONMET 100369; FREIGHTLINER 11-10839-1	E-6058R, 13-2374R, W-526, X-2202
R005618L	2-5/8"	1-5/16"	1-15/32"	3/4"-16 Thread .873/.876 Body dia.	ROCKWELL 20-X-121; BUDD 59537	E-5618L, 13-1506L, W-402, X-1667
R005618R					ROCKWELL 20-X-120; BUDD 59536	E-5618R, 13-1506R, W-401, X-1666
R005587L	2"	25/32"	---	3/4"-16 Thread .876/.884 Body dia.	BUDD 35787	E-5587L, M-261, W-126, X-1396
R005587R					BUDD 35786	E-5587R, M-260, W-125, X-1395
R004988L	2-1/4"	1-3/64"	1-21/64"	3/4"-16 Thread .876/.879 Body dia.	ROCKWELL 20-X-655; BUDD 40337; GUNITE 20049; NAV 69327R2; FORD 51-1108; FRUEHAUF 536365; KELSEY K-20049; DODGE 1272771	E-4988L, M-103, W-102, 13-1502L, X-1051
R004988R					ROCKWELL 20-X-656; BUDD 40336; GUNITE 20048; NAV 69328R2; FORD 51-1107; KELSEY K-20048; DODGE 1272772	E-4988R, M-102, W-101, 13-1502R, X-1050
R005586L	2-3/8"	1-3/16"	1-15/32"	3/4"-16 Thread .876/.884 Body dia.	BUDD 40339; FORD 81T-1119	E-5586L, M-105, W-104, 13-1505L, X-1398
R005586R					BUDD 40338; FORD 81T-1118	E-5586R, M-104, W-103, 13-1505R, X-1397
R008950L	3-23/32"	1-1/2"	1-3/4"	1-1/8"-16 Thread 1.223/1.224 Body dia.	CONMET 100264, 100149	E-8950L, 13-2360L, W-531, X-2207
R008950R					CONMET 100265, 100148	E-8950R, 13-2360R, W-530, X-2206



WHEEL STUDS

**SINGLE ENDED STUDS
CLIPPED HEAD TYPE**

*All dimensions in inches
except thread size.*



METRIC

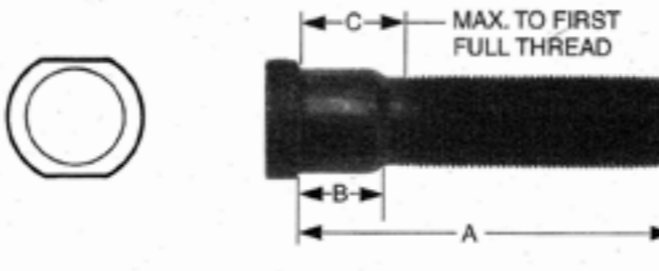
M22 x 1.5 Thread
.908/.912 Body dia.

METRIC GRADE 10.9

ROCKWELL PART NO.	"A"	"B"	"C"	COMMENTS	O.E.M.	REPLACES
R006029	4-3/8"	1-19/64"	1-7/8"	Use R005991 nut.	MOTOR WHEEL 89983; CONMET 101151	E-6029, 13-1591, W-574
R006001	4-31/32"	1-19/64"	1-29/32"	Use R005991 nut.	MOTOR WHEEL 89774; CONMET 101171	E-6001, W-547, 13-1592
R006030	5-1/4"	1-19/64"	1-29/32"	Use R005991 nut.	CONMET 101150	E-6030, 13-1590, W-524

**SINGLE ENDED STUDS
CLIPPED HEAD TYPE**

*All dimensions in inches
except thread size.*



METRIC

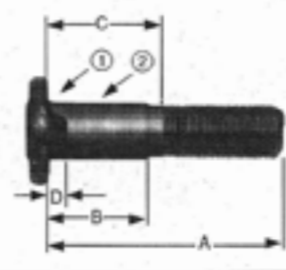
M22 x 1.5 Thread
.990/.983 Body dia.

METRIC GRADE 10.9

ROCKWELL PART NO.	"A"	"B"	"C"	COMMENTS	O.E.M.	REPLACES
R005994	3-3/16"	11/16"	1-1/16"	Use R005991 nut.	MOTOR WHEEL 88808	E-5994, M-3204, W-490, 13-1581, X-2141
R005992	3-7/16"	11/16"	1-1/16"	Use R005991 nut.	MOTOR WHEEL 88836	E-5992, M-3205, W-491, 13-1582, X-2142
R005993	4-1/8"	3/4"	1-1/16"	Use R005991 nut.	MOTOR WHEEL 88799	E-5993, M-3206, W-489, 13-1580, X-2140
R008997	4-25/32"	3/4"	1-1/32"	Use R005991 nut.	MOTOR WHEEL 89620	E-8997, 13-1563

WHEEL STUDS

**SINGLE ENDED STUDS
WITH LUGS**



3/4"-16 Thread
① .790/.795 Body dia.
② .786/.789 Body dia.

GRADE 8

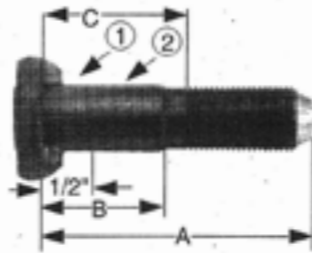
ROCKWELL PART NO.	"A"	"B"	"C"	"D"	O.E.M.	REPLACES
R009005L	2-5/8"	1"	1-11/32"	1/2"	ROCKWELL 20-X-2089	E-9005L, 13-2326L
R009005R					ROCKWELL 20-X-2088	E-9005R, 13-2326R
R009004L	3-1/8"	1-13/32"	1-3/4"	1/2"	ROCKWELL 20-X-1979	E-9004L, 13-2327L
R009004R					ROCKWELL 20-X-1980	E-9004R, 13-2327R
R005924L	3-3/8"	1-3/8"	2-1/4"	1/2"	ROCKWELL 20-X-1335, 20-X-1463, 20-X-1977	E-5924L, M-2421, W-265, 13-2323L, X-1914
R005924R					ROCKWELL 20-X-1334, 20-X-1464, 20-X-1978	E-5924R, M-2420, W-264, 13-2323R, X-1913
R005916L	3-1/2"	1-13/16"	2-1/2"	1/2"	ROCKWELL 20-X-1311, 20-X-1459	E-5916L, M-2423, W-263, 13-2321L, X-1916
R005916R					ROCKWELL 20-X-1312, 20-X-1460	E-5916R, M-2422, W-262, 13-2321R, X-1915
R009002L	3-3/4"	1-7/16"	2-1/16"	1/2"	ROCKWELL 20-X-1471	E-9002L, 13-2325L, W-639
R009002R					ROCKWELL 20-X-1472	E-9002R, 13-2325R, W-638
R005923L	3-25/32"	1-13/16"	2-11/16"	1/2"	ROCKWELL 20-X-1309, 20-X-1457	E-5923L, M-2425, W-261, 13-2320L, X-1918
R005923R					ROCKWELL 20-X-1310, 20-X-1458	E-5923R, M-2424, W-260, 13-2320R, X-1917
R009000L	3-31/32"	1-7/16"	2-1/16"	1/2"	ROCKWELL 20-X-1307; NAVISTAR 549809C1	E-9000L, 13-2322L, M-2485, X-2044
R009000R					ROCKWELL 20-X-1308; NAVISTAR 549810C1	E-9000R, 13-2322R, M-2484, X-2043

4



WHEEL STUDS

SINGLE ENDED STUDS WITH LUGS

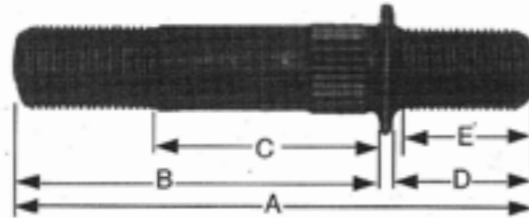


GRADE 8

1-1/8"-16 Thread
 Ⓛ 1.230/1.235 Body dia.
 Ⓢ 1.226/1.229 Body dia.

ROCKWELL PART NO.	"A"	"B"	"C"	COMMENTS	O.E.M.	REPLACES
R005984L	4"	1-7/16"	2-1/16"		ROCKWELL 20-X-1381, 20-X-1473, 20-X-1975	E-5984L, M-2427, W-377, 13-2334L, X-2088
R005984R					ROCKWELL 20-X-1380, 20-X-1474, 20-X-1976	E-5984R, M-2426, W-376, 13-2334R, X-2087

DOUBLE ENDED STUDS SERRATED TYPE



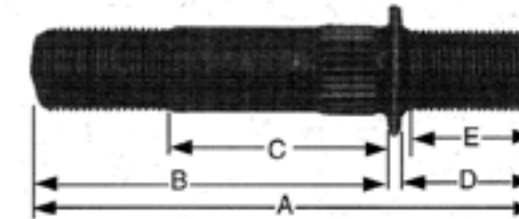
GRADE 8

3/4"-16 Thread both ends
 .778/.796 Body dia.
 .802/.810 Serration dia.

ROCKWELL PART NO.	"A"	"B"	"C"	"D"	"E"	O.E.M.	REPLACES
R005713L	3-15/32"	2-1/16"	7/8"	1-1/4"	1-1/16"	BUDD 85932;	E-5713L, M-1166, TP-872L,
R005713R						ROCKWELL 20-X-605	W-206, 13-1301L, X-1607
R005714L	3-5/8"	2-9/32"	1-1/16"	1-1/4"	1-1/8"	BUDD 85931;	E-5713R, M-1164, TP-872R
R005714R						ROCKWELL 20-X-606	W-205, 13-1301R, X-1606
R005715L	4-1/16"	2-1/2"	1-9/32"	1-11/32"	1-5/32"	ROCKWELL 20-X-603;	E-5714L, M-1167,
R005715R						BUDD 82582	W-208, 13-1302L, X-1609
						ROCKWELL 20-X-604;	E-5714R, M-1166,
						BUDD 82581	W-207, 13-1302R, X-1608
						BUDD 63386	E-5715L, M-2495,
							W-210, 13-1303L, X-1613
						BUDD 63385	E-5715R, M-2494,
							W-209, 13-1303R, X-1612

WHEEL STUDS

DOUBLE ENDED STUDS SERRATED TYPE




GRADE 8

3/4"-16 Thread both ends
 .778/.786 Body dia.
 .802/.810 Serration dia.

ROCKWELL PART NO.	"A"	"B"	"C"	"D"	"E"	O.E.M.	REPLACES
R005716L	4-11/32"	3"	1-29/32"	1-1/4"	1-1/16"	BUDD 80698	E-5716L, M-1169, W-212, 13-1304L, X-1615
R005716R						BUDD 80697	E-5716R, M-1168, W-211, 13-1304R, X-1614
R005589L	4-5/8"	3-9/32"	2"	1-1/4"	1-1/8"	ROCKWELL 20-X-601;	E-5589L, M-1171,
R005589R						BUDD 83813; WEBB 183101;	W-216, 13-1305L, X-1617, 09-001393
						ROCKWELL 20-X-602;	E-5589R, M-1170,
						BUDD 88312; WEBB 183102;	W-215, 13-1305R, X-1616, 09-001394

DOUBLE ENDED STUDS SERRATED TYPE

SPECIAL STAND-OUT ON HUB END, FOR INBOARD MOUNT DRUMS



GRADE 8


3/4"-16 Thread
 .778/.781 Body dia.
 .802/.820 Serration dia.
 29 Serrations

ROCKWELL PART NO.	"A"	"B"	"C"	"D"	O.E.M.	REPLACES
R001326L	5-27/64"	3-35/64"	2-5/32"	2"	GUNITE W-1106L	13-1326L
R001326R					GUNITE W-1106R	13-1326R



WHEEL STUDS

DOUBLE ENDED STUDS SERRATED TYPE




3/4"-16 Thread both ends
.971/.975 Body dia.
.998/1.006 Serration dia.

GRADE 8

ROCKWELL PART NO.	"A"	"B"	"C"	"D"	O.E.M.	REPLACES
R005758L	4-21/32"	1-11/32"	2-7/32"	1"	ROCKWELL 20-X-245	13-1801L, M-1221, W-269, X-1956, E-5758L
R005758R					ROCKWELL 20-X-244	13-1801R, M-1220, W-268, X-1955, E-5758R
R005763L	4-13/16"	1-11/32"	2-7/32"	1"	ROCKWELL 20-X-243	E-5763L, 13-1803L, W-267, M-1223, X-1958
R005763R					ROCKWELL 20-X-242	E-5763R, 13-1803R, W-266, M-1222, X-1957

DOUBLE ENDED STUDS SERRATED TYPE



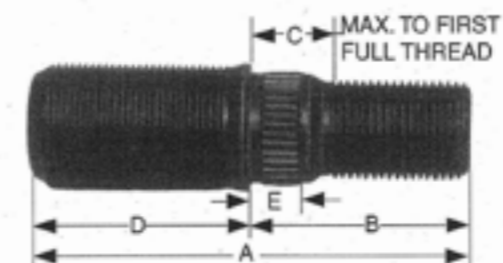
7/8"-14 Thread hub end
3/4"-16 Thread wheel end
.971/.975 Body dia.
.998/1.006 Serration dia.

GRADE 8

ROCKWELL PART NO.	"A"	"B"	"C"	"D"	"E"	O.E.M.	REPLACES
R005920L	4"	2-3/32"	1-1/4"	1-7/16"	1-3/16"	ROCKWELL 20-X-1227	E-5920L, M-2449, W-321, 13-2442L, X-1942
R005920R						ROCKWELL 20-X-1228	E-5920R, M-2448, W-320, 13-2442R, X-1941
R005918L	4-15/16"	3-3/32"	1-3/8"	1-7/16"	1-3/16"	ROCKWELL 20-X-1233	E-5918L, M-2453, W-317, 13-2440L, X-1946
R005918R						ROCKWELL 20-X-1234	E-5918R, M-2452, W-316, 13-2440R, X-1945

WHEEL STUDS

DOUBLE ENDED STUDS SERRATED TYPE

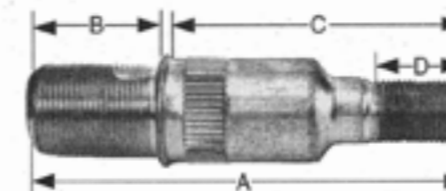


7/8"-14 Thread hub end
1-1/8"-16 Thread wheel end
.971/.975 Body dia.
.998/1.006 Serration dia.
36 Serrations

GRADE 8

ROCKWELL PART NO.	"A"	"B"	"C"	"D"	"E"	O.E.M.	REPLACES
R005921L	3-5/8"	1-7/8"	13/16"	1-3/4"	19/32"	ROCKWELL 20-X-1239	E-5921L, M-2445, 13-2400L, X-1938
R005921R						ROCKWELL 20-X-1240	E-5921R, M-2444, 13-2400R, X-1937
R005922L	4"	2"	13/16"	2"	19/32"	ROCKWELL 20-X-1867, 20-X-1241	E-5922L, M-2447, W-315, 13-2401L, X-1948
R005922R						ROCKWELL 20-X-1868, 20-X-1242	E-5922R, M-2446, W-314, 13-2401R, X-1947

DOUBLE ENDED STUDS SERRATED TYPE



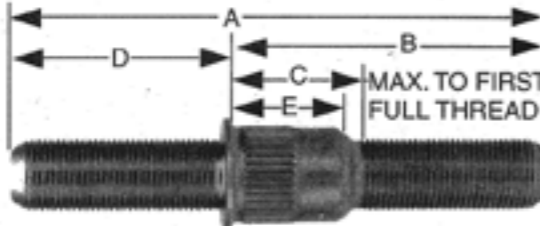
3/4"-16 Thread hub end
1-1/8"-16 Thread wheel end
1.218/1.222 Body dia.
1.244/1.252 Serration dia.
48 Serrations


GRADE 8

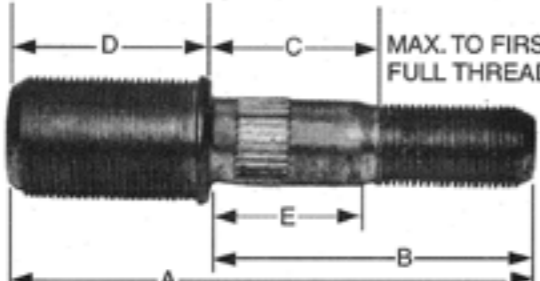
ROCKWELL PART NO.	"A"	"B"	"C"	"D"	OEM	REPLACES
R008976L	5-5/16"	1-39/64"	3-41/64"	1-7/32"	ROCKWELL 20-X-1761, 20-X-2233; GUNITE W1060L	E-8976L, 13-1474L
R008976R					ROCKWELL 20-X-1760, 20-X-2234; GUNITE W1060R	E-8976R, 13-1474R




WHEEL STUDS

DOUBLE ENDED STUDS SERRATED TYPE																									
GRADE 8						<p style="margin: 0;">3/4"-16 Thread both ends .971/.975 Body dia. 1.000/1.015 Serration dia. 36 Serrations</p>																			
		<table border="1" style="width: 100%; border-collapse: collapse;"> <thead> <tr> <th style="width: 15%;">ROCKWELL PART NO.</th> <th style="width: 10%;">"A"</th> <th style="width: 10%;">"B"</th> <th style="width: 10%;">"C"</th> <th style="width: 10%;">"D"</th> <th style="width: 10%;">"E"</th> <th style="width: 20%;">O.E.M.</th> <th style="width: 25%;">REPLACES</th> </tr> </thead> <tbody> <tr> <td>R002430L</td> <td>5-3/8"</td> <td>3-3/16"</td> <td>1-11/16"</td> <td>2-7/32"</td> <td>1"</td> <td>GUNITE W1032L</td> <td>13-2430L</td> </tr> <tr> <td>R002430R</td> <td></td> <td></td> <td></td> <td></td> <td></td> <td>GUNITE W1032R</td> <td>13-2430R</td> </tr> </tbody> </table>		ROCKWELL PART NO.	"A"	"B"	"C"	"D"	"E"	O.E.M.	REPLACES	R002430L	5-3/8"	3-3/16"	1-11/16"	2-7/32"	1"	GUNITE W1032L	13-2430L	R002430R					
ROCKWELL PART NO.	"A"	"B"	"C"	"D"	"E"	O.E.M.	REPLACES																		
R002430L	5-3/8"	3-3/16"	1-11/16"	2-7/32"	1"	GUNITE W1032L	13-2430L																		
R002430R						GUNITE W1032R	13-2430R																		

DOUBLE ENDED STUDS (With Flats) SERRATED TYPE																									
GRADE 8						<p style="margin: 0;">3/4"-16 Thread hub end 1-1/8"-16 Thread wheel end .783/.786 Body dia. .810/.820 Serration dia.</p>																			
		<table border="1" style="width: 100%; border-collapse: collapse;"> <thead> <tr> <th style="width: 15%;">ROCKWELL PART NO.</th> <th style="width: 10%;">"A"</th> <th style="width: 10%;">"B"</th> <th style="width: 10%;">"C"</th> <th style="width: 10%;">"D"</th> <th style="width: 10%;">"E"</th> <th style="width: 20%;">O.E.M.</th> <th style="width: 25%;">REPLACES</th> </tr> </thead> <tbody> <tr> <td>R001415L</td> <td>5"</td> <td>3"</td> <td>2"</td> <td>2"</td> <td>1-27/32"</td> <td>MACK 18AX925</td> <td>M-2517, W-349, 13-1415L, X-2046</td> </tr> <tr> <td>R001415R</td> <td></td> <td></td> <td></td> <td></td> <td></td> <td>MACK 18AX924</td> <td>M-2516, W-348, 13-1415R, X-2045</td> </tr> </tbody> </table>		ROCKWELL PART NO.	"A"	"B"	"C"	"D"	"E"	O.E.M.	REPLACES	R001415L	5"	3"	2"	2"	1-27/32"	MACK 18AX925	M-2517, W-349, 13-1415L, X-2046	R001415R					
ROCKWELL PART NO.	"A"	"B"	"C"	"D"	"E"	O.E.M.	REPLACES																		
R001415L	5"	3"	2"	2"	1-27/32"	MACK 18AX925	M-2517, W-349, 13-1415L, X-2046																		
R001415R						MACK 18AX924	M-2516, W-348, 13-1415R, X-2045																		

DOUBLE ENDED STUDS (Without Flats) SERRATED TYPE																									
GRADE 8						<p style="margin: 0;">3/4"-16 Thread hub end 1-1/8"-16 Thread wheel end .783/.786 Body dia. .802/.810 Serration dia.</p>																			
		<table border="1" style="width: 100%; border-collapse: collapse;"> <thead> <tr> <th style="width: 15%;">ROCKWELL PART NO.</th> <th style="width: 10%;">"A"</th> <th style="width: 10%;">"B"</th> <th style="width: 10%;">"C"</th> <th style="width: 10%;">"D"</th> <th style="width: 10%;">"E"</th> <th style="width: 20%;">O.E.M.</th> <th style="width: 25%;">REPLACES</th> </tr> </thead> <tbody> <tr> <td>R001432L</td> <td>4-25/32"</td> <td>2-31/32"</td> <td>1-39/64"</td> <td>1-53/64"</td> <td>1-3/8"</td> <td>ROCKWELL 20-X-1757, 20-X-1965; NAV 573727C1</td> <td>13-1432L</td> </tr> <tr> <td>R001432R</td> <td></td> <td></td> <td></td> <td></td> <td></td> <td>ROCKWELL 20-X-1756, 20-X-1966; NAV 573728C1</td> <td>13-1432R</td> </tr> </tbody> </table>		ROCKWELL PART NO.	"A"	"B"	"C"	"D"	"E"	O.E.M.	REPLACES	R001432L	4-25/32"	2-31/32"	1-39/64"	1-53/64"	1-3/8"	ROCKWELL 20-X-1757, 20-X-1965; NAV 573727C1	13-1432L	R001432R					
ROCKWELL PART NO.	"A"	"B"	"C"	"D"	"E"	O.E.M.	REPLACES																		
R001432L	4-25/32"	2-31/32"	1-39/64"	1-53/64"	1-3/8"	ROCKWELL 20-X-1757, 20-X-1965; NAV 573727C1	13-1432L																		
R001432R						ROCKWELL 20-X-1756, 20-X-1966; NAV 573728C1	13-1432R																		

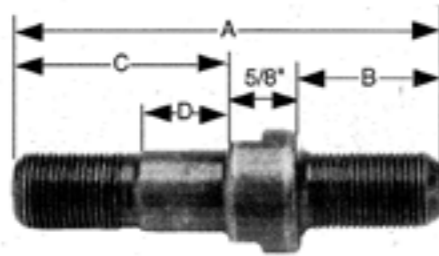
WHEEL STUDS

DOUBLE ENDED STUDS																																																																																																																																									
GRADE 8						<p style="margin: 0;">3/4"-16 Thread hub end 1-1/8"-16 Thread wheel end .783/.786 Body dia.</p>																																																																																																																																			
		<table border="1" style="width: 100%; border-collapse: collapse;"> <thead> <tr> <th style="width: 15%;">ROCKWELL PART NO.</th> <th style="width: 10%;">"A"</th> <th style="width: 10%;">"B"</th> <th style="width: 10%;">"C"</th> <th style="width: 10%;">"D"</th> <th style="width: 10%;">"E"</th> <th style="width: 20%;">O.E.M.</th> <th style="width: 25%;">REPLACES</th> </tr> </thead> <tbody> <tr> <td>R003723L</td> <td>3-1/2"</td> <td>1-9/16"</td> <td>11/16"</td> <td>1-29/32"</td> <td>1/2"</td> <td>ROCKWELL 20-X-89; BUDD 32310</td> <td>E-3723L, M-109, W-323, 13-1410L, X-1513</td> </tr> <tr> <td>R003723R</td> <td></td> <td></td> <td></td> <td></td> <td></td> <td>ROCKWELL 20-X-90; BUDD 32309</td> <td>E-3723R, M-108, W-322, 13-1410R, X-1512</td> </tr> <tr> <td>R003724L</td> <td>3-1/2"</td> <td>1-9/16"</td> <td>15/16"</td> <td>1-29/32"</td> <td>1/2"</td> <td>BUDD 31784</td> <td>E-3724L</td> </tr> <tr> <td>R003724R</td> <td></td> <td></td> <td></td> <td></td> <td></td> <td>BUDD 31783</td> <td>E-3724R</td> </tr> <tr> <td>R005935L</td> <td>3-3/4"</td> <td>1-7/8"</td> <td>15/16"</td> <td>1-7/8"</td> <td>25/32"</td> <td>BUDD 95712</td> <td>E-5935L, M-2415, W-343, 13-1411L, X-1517</td> </tr> <tr> <td>R005935R</td> <td></td> <td></td> <td></td> <td></td> <td></td> <td>BUDD 95711</td> <td>E-5935R, M-2414, W-342, 13-1411R, X-1516</td> </tr> <tr> <td>R005936L</td> <td>3-15/16"</td> <td>2-1/16"</td> <td>1-1/8"</td> <td>1-7/8"</td> <td>31/32"</td> <td>BUDD 95708, 31704</td> <td>E-5936L, M-2417, W-345, 13-1412L, X-1521</td> </tr> <tr> <td>R005936R</td> <td></td> <td></td> <td></td> <td></td> <td></td> <td>BUDD 95707, 31703</td> <td>E-5936R, M-2416, W-344, 13-1412R, X-1520</td> </tr> <tr> <td>R005937L</td> <td>4-1/4"</td> <td>2-7/16"</td> <td>1-3/8"</td> <td>1-13/16"</td> <td>1-7/32"</td> <td>BUDD 90218</td> <td>E-5937L, M-2419, W-347, 13-1413L, X-1523</td> </tr> <tr> <td>R005937R</td> <td></td> <td></td> <td></td> <td></td> <td></td> <td>BUDD 90217</td> <td>E-5937R, M-2418, W-346, 13-1413R, X-1522</td> </tr> <tr> <td>R003728L</td> <td>4-11/32"</td> <td>2-3/4"</td> <td>1-7/8"</td> <td>1-19/32"</td> <td>1-23/32"</td> <td>BUDD 35090</td> <td>E-3728L, M-111, W-329, X-1525</td> </tr> <tr> <td>R003728R</td> <td></td> <td></td> <td></td> <td></td> <td></td> <td>BUDD 35089</td> <td>E-3728R, M-110, W-328, X-1524</td> </tr> <tr> <td>R005990L</td> <td>4-9/16"</td> <td>2-3/4"</td> <td>1-39/64"</td> <td>1-13/16"</td> <td>1-11/32"</td> <td>FREIGHTLINER 10-9607-1</td> <td>E-5990L, W-517, 13-1414L</td> </tr> <tr> <td>R005990R</td> <td></td> <td></td> <td></td> <td></td> <td></td> <td>FREIGHTLINER 10-9607-0</td> <td>E-5990R, W-516, 13-1414R</td> </tr> <tr> <td>R001417L</td> <td>4-31/32"</td> <td>3-1/32"</td> <td>1-15/16"</td> <td>1-15/16"</td> <td>1-21/32"</td> <td>CONMET 100122</td> <td>13-1417L</td> </tr> <tr> <td>R001417R</td> <td></td> <td></td> <td></td> <td></td> <td></td> <td>CONMET 100123</td> <td>13-1417R</td> </tr> </tbody> </table>		ROCKWELL PART NO.	"A"	"B"	"C"	"D"	"E"	O.E.M.	REPLACES	R003723L	3-1/2"	1-9/16"	11/16"	1-29/32"	1/2"	ROCKWELL 20-X-89; BUDD 32310	E-3723L, M-109, W-323, 13-1410L, X-1513	R003723R						ROCKWELL 20-X-90; BUDD 32309	E-3723R, M-108, W-322, 13-1410R, X-1512	R003724L	3-1/2"	1-9/16"	15/16"	1-29/32"	1/2"	BUDD 31784	E-3724L	R003724R						BUDD 31783	E-3724R	R005935L	3-3/4"	1-7/8"	15/16"	1-7/8"	25/32"	BUDD 95712	E-5935L, M-2415, W-343, 13-1411L, X-1517	R005935R						BUDD 95711	E-5935R, M-2414, W-342, 13-1411R, X-1516	R005936L	3-15/16"	2-1/16"	1-1/8"	1-7/8"	31/32"	BUDD 95708, 31704	E-5936L, M-2417, W-345, 13-1412L, X-1521	R005936R						BUDD 95707, 31703	E-5936R, M-2416, W-344, 13-1412R, X-1520	R005937L	4-1/4"	2-7/16"	1-3/8"	1-13/16"	1-7/32"	BUDD 90218	E-5937L, M-2419, W-347, 13-1413L, X-1523	R005937R						BUDD 90217	E-5937R, M-2418, W-346, 13-1413R, X-1522	R003728L	4-11/32"	2-3/4"	1-7/8"	1-19/32"	1-23/32"	BUDD 35090	E-3728L, M-111, W-329, X-1525	R003728R						BUDD 35089	E-3728R, M-110, W-328, X-1524	R005990L	4-9/16"	2-3/4"	1-39/64"	1-13/16"	1-11/32"	FREIGHTLINER 10-9607-1	E-5990L, W-517, 13-1414L	R005990R						FREIGHTLINER 10-9607-0	E-5990R, W-516, 13-1414R	R001417L	4-31/32"	3-1/32"	1-15/16"	1-15/16"	1-21/32"	CONMET 100122	13-1417L	R001417R					
ROCKWELL PART NO.	"A"	"B"	"C"	"D"	"E"	O.E.M.	REPLACES																																																																																																																																		
R003723L	3-1/2"	1-9/16"	11/16"	1-29/32"	1/2"	ROCKWELL 20-X-89; BUDD 32310	E-3723L, M-109, W-323, 13-1410L, X-1513																																																																																																																																		
R003723R						ROCKWELL 20-X-90; BUDD 32309	E-3723R, M-108, W-322, 13-1410R, X-1512																																																																																																																																		
R003724L	3-1/2"	1-9/16"	15/16"	1-29/32"	1/2"	BUDD 31784	E-3724L																																																																																																																																		
R003724R						BUDD 31783	E-3724R																																																																																																																																		
R005935L	3-3/4"	1-7/8"	15/16"	1-7/8"	25/32"	BUDD 95712	E-5935L, M-2415, W-343, 13-1411L, X-1517																																																																																																																																		
R005935R						BUDD 95711	E-5935R, M-2414, W-342, 13-1411R, X-1516																																																																																																																																		
R005936L	3-15/16"	2-1/16"	1-1/8"	1-7/8"	31/32"	BUDD 95708, 31704	E-5936L, M-2417, W-345, 13-1412L, X-1521																																																																																																																																		
R005936R						BUDD 95707, 31703	E-5936R, M-2416, W-344, 13-1412R, X-1520																																																																																																																																		
R005937L	4-1/4"	2-7/16"	1-3/8"	1-13/16"	1-7/32"	BUDD 90218	E-5937L, M-2419, W-347, 13-1413L, X-1523																																																																																																																																		
R005937R						BUDD 90217	E-5937R, M-2418, W-346, 13-1413R, X-1522																																																																																																																																		
R003728L	4-11/32"	2-3/4"	1-7/8"	1-19/32"	1-23/32"	BUDD 35090	E-3728L, M-111, W-329, X-1525																																																																																																																																		
R003728R						BUDD 35089	E-3728R, M-110, W-328, X-1524																																																																																																																																		
R005990L	4-9/16"	2-3/4"	1-39/64"	1-13/16"	1-11/32"	FREIGHTLINER 10-9607-1	E-5990L, W-517, 13-1414L																																																																																																																																		
R005990R						FREIGHTLINER 10-9607-0	E-5990R, W-516, 13-1414R																																																																																																																																		
R001417L	4-31/32"	3-1/32"	1-15/16"	1-15/16"	1-21/32"	CONMET 100122	13-1417L																																																																																																																																		
R001417R						CONMET 100123	13-1417R																																																																																																																																		



WHEEL STUDS

DOUBLE ENDED STUDS




GRADE 8

3/4"-16 Thread both ends
.783/.786 Body dia.

ROCKWELL PART NO.	"A"	"B"	"C"	"D"	O.E.M.	REPLACES
R008942L	4-1/32"	1-11/32"	2-1/16"	15/16"	ROCKWELL 20-X-366; GUNITE 49302; GMC 02319724, 02201291	E-8942L, 13-2106L, W-305, M-2514, X-1598
R008942R					ROCKWELL 20-X-365; GUNITE 49301; GMC 02319723, 02201290	E-8942R, 13-2106R, W-304, M-2515, X-1599

DOUBLE ENDED STUDS CLIPPED COLLAR TYPE




GRADE 8

3/4"-16 Thread both ends
.783/.786 Body dia.

ROCKWELL PART NO.	"A"	"B"	"C"	"D"	"E"	O.E.M.	REPLACES
R005558L	3-1/8"	1-19/32"	25/32"	1-11/32"	1-5/32"	ROCKWELL 20-X-1041; BUDD 12248; MACK 18AX826; FRUEHAUF 534771	E-5558L, M-47, W-37, 13-1001L, X-1555, 50-1000L
R005558R						ROCKWELL 20-X-1040; BUDD 12247; MACK 18AX825; FRUEHAUF 534770	E-5558R, M-46, W-36, 13-1001R, X-1554, 50-1000R
R005556L	3-15/32"	1-15/16"	7/8"	1-11/32"	1-3/16"	BUDD 13097; GUNITE K-25261; NAV 22423V; MACK 18AX830; ROCKWELL 20-X-55; FRUEHAUF 534781	E-5556L, M-49, W-39, 13-1002L, X-1559, 67228
R005556R						BUDD 13096; GUNITE K-25260; NAV 22422V; MACK 18AX829; ROCKWELL 20-X-54; FRUEHAUF 534780	E-5556R, M-48, W-38, 13-1002R, X-1558, 67310
R005559L	3-23/32"	2-3/16"	1-1/16"	1-11/32"	1-5/32"	ROCKWELL 20-X-37; BUDD 13989; FRUEHAUF 534783	E-5559L, M-51, W-41, 13-1003L, X-1563
R005559R						ROCKWELL 20-X-38; BUDD 13988; FRUEHAUF 534782	E-5559R, M-50, W-40, 13-1003R, X-1562

WHEEL STUDS

DOUBLE ENDED STUDS CLIPPED COLLAR TYPE



GRADE 8

3/4"-16 Thread both ends
.783/.786 Body dia.

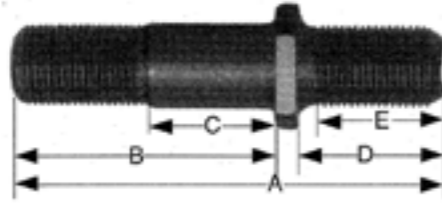
ROCKWELL PART NO.	"A"	"B"	"C"	"D"	"E"	O.E.M.	REPLACES
R005561L	3-31/32"	2-7/16"	1-5/32"	1-11/32"	1-5/32"	ROCKWELL 20-X-53; BUDD 13991; WEBB 139913; FRUEHAUF 534773	E-5561L, M-53, W-43, 13-1004L, X-1569, 50-1006L
R005561R						ROCKWELL 20-X-52; BUDD 13990; WEBB 139902; FRUEHAUF 534772	E-5561R, M-52, W-42, 13-1004R, X-1568, 50-1006R
R005560L	4-1/32"	2-1/2"	1-9/32"	1-11/32"	1-5/32"	ROCKWELL 20-X-85; BUDD 19005; FRUEHAUF 509360	E-5560L, M-55, W-45, 13-1005L, X-1573
R005560R						ROCKWELL 20-X-86; BUDD 19004; FRUEHAUF 508865	E-5560R, M-54, W-44, 13-1005R, X-1572
R005551L	4-7/32"	2-11/16"	1-7/16"	1-11/32"	1-5/32"	ROCKWELL 20-X-59; BUDD 17124; MACK 18AX424; FRUEHAUF 502786	E-5551L, M-57, W-47, 13-1006L, X-1575
R005551R						ROCKWELL 20-X-58; BUDD 17123; MACK 18AX423; FRUEHAUF 502787	E-5551R, M-56, W-46, 13-1006R, X-1574
R005585L	4-11/32"	2-13/16"	1-25/32"	1-11/32"	1-5/32"	ROCKWELL 20-X-71; BUDD 22006	E-5585L, M-59, W-49, 13-1007L, X-1579
R005585R						ROCKWELL 20-X-70; BUDD 22005	E-5585R, M-58, W-48, 13-1007R, X-1578
R001016L	4-17/32"	3"	1-5/16"	1-11/32"	-	CONMET 100329; FREIGHTLINER 11-9714-6	13-1016L, W-503
R001016R						CONMET 100330; FREIGHTLINER 11-9714-7	13-1016R, W-502
R005553L	4-17/32"	3"	1-15/16"	1-11/32"	1-5/32"	ROCKWELL 20-X-67; BUDD 16272; FRUEHAUF 535921	E-5553L, M-61, W-51, 13-1008L, X-1581
R005553R						ROCKWELL 20-X-66; BUDD 16271; FRUEHAUF 535920	E-5553R, M-60, W-50, 13-1008R, X-1580
R001014L	4-23/32"	3-3/16"	2-5/32"	1-11/32"	-	BUDD 18310	13-1014L, W-335, X-1585
R001014R						BUDD 18309	13-1014R, W-334, X-1584

4



WHEEL STUDS

DOUBLE ENDED STUDS CLIPPED COLLAR TYPE




GRADE 8

3/4"-16 Thread both ends
.783/.786 Body dia.

ROCKWELL PART NO.	"A"	"B"	"C"	"D"	"E"	O.E.M.	REPLACES
R006023L	4-27/32"	3-5/16"	1-21/32"	1-11/32"	1-5/32"	BUDD 21943; CONMET 100117; ROCKWELL 20-X-143	E-6023L, 13-1018L, W-580, X-1587
R006023R						BUDD 21942; CONMET 100118; ROCKWELL 20-X-142	E-6023R, 13-1018R, W-579, X-1586
R005557L	5-1/32"	3-1/2"	2-15/32"	1-11/32"	1-5/32"	ROCKWELL 20-X-41; BUDD 16004; MACK 18AX990; FRUEHAUF 534785	E-5557L, M-62, W-53, 13-1009L, X-1589
R005557R						ROCKWELL 20-X-42; BUDD 16003; MACK 18AX989; FRUEHAUF 534784	E-5557R, M-63, W-52, 13-1009R, X-1588
R006024L	5-1/4"	3-5/16"	1-21/32"	1-3/4"	1-9/16"	CONMET 100257	E-6024L, W-582, 13-1042L
R006024R						CONMET 100256	E-6024R, W-581, 13-1042R
R005562L	5-9/32"	3"	2-11/16"	1-11/32"	1-5/32"	ROCKWELL 20-X-77; BUDD 16857; FRUEHAUF 536226	E-5562L, M-65, W-55, 13-1010L, X-1591
R005562R						ROCKWELL 20-X-78; BUDD 16856; FRUEHAUF 536227	E-5562R, M-64, W-54, 13-1010R, X-1590
R001011L	5-17/32"	4"	3"	1-11/32"	1-5/32"	BUDD 33793; ROCKWELL 20-X-117	13-1011L, W-57, M-67, X-1864
R001011R						BUDD 33792; ROCKWELL 20-X-118	13-1011R, W-56, M-66, X-1863
R005565L	6-1/32"	4-1/2"	3-13/32"	1-11/32"	1-5/32"	BUDD 24101	X-1595, M-71, E-5565L, W-61, 13-1013L
R005565R						BUDD 24100	X-1594, M-70, E5565R, W-60, 13-1013R

WHEEL STUDS

DOUBLE ENDED STUDS CLIPPED COLLAR TYPE




GRADE 8

7/8"-14 Thread hub end
15/16"-12 Thread wheel end
.908/.911 Body dia.

ROCKWELL PART NO.	"A"	"B"	"C"	"D"	O.E.M.	REPLACES
R005875L	4-3/8"	2-1/4"	25/32"	1/4"	BUDD 66478; STD FORGE 301108-1L	E-5875L, M-1231, W-218, 13-2300L, X-1627, M10HM141
R005875R					BUDD 66477; STD FORGE 301108-1R	E-5875R, M-1230, W-217, 13-2300R, X-1626, M10HM140

4

DOUBLE ENDED STUDS CLIPPED COLLAR TYPE




GRADE 8

1"-14 Thread hub end
15/16"-12 Thread wheel end
1.010/1.013 Body dia.

ROCKWELL PART NO.	"A"	"B"	"C"	"D"	O.E.M.	REPLACES
R008943L	4-7/8"	1-13/16"	2-3/4"	1-1/4"	ROCKWELL 20-X-447; BUDD 49542; NAVISTAR 973953R1; WHITE 876320; STD. FORGE 301102-1L	E-8943L, 13-2201L, W-309, M-1227, X-1633, M10HM107
R008943R					ROCKWELL 20-X-446; BUDD 49541; NAVISTAR 973952R1; WHITE 876319; STD. FORGE 301102-1R	E-8943R, 13-2201R, W-308, M-1226, X-1632, M10HM106

DOUBLE ENDED STUDS CLIPPED COLLAR TYPE



GRADE 8


7/8"-14 Thread both ends
.971/.975 Body dia.
.998/1.006 Serration dia.

ROCKWELL PART NO.	"A"	"B"	"C"	"D"	"E"	O.E.M.	REPLACES
R009006	4-1/4"	1-7/8"	15/16"	2-3/8"	3/4"	ROCKWELL 20-X-2128	E-9006, 13-2464
R009007	5-5/8"	1-7/8"	15/16"	3-3/4"	1-3/4"	ROCKWELL 20-X-2144	E-9007, 13-2461



WHEEL STUDS

DOUBLE ENDED STUDS
CLIPPED COLLAR TYPE (With Extra Long Cap Nut End)




GRADE 8

3/4"-16 Thread both ends
.783/.786 Body dia.

ROCKWELL PART NO.	"A"	"B"	"C"	"D"	O.E.M.	REPLACES
R005932L	4-1/4"	2-3/8"	1-1/32"	1-5/8"	BUDD 95694; WEBB 195694; FREIGHTLINER 11-9714-2	E-5932L, M-2403, W-337, 13-1038L, X-1577
R005932R					BUDD 95693; WEBB 195693; FREIGHTLINER 11-9714-3	E-5932R, M-2402, W-336, 13-1038R, X-1576
R005931L	4-1/2"	2-3/8"	1-1/32"	1-15/16"	FREIGHTLINER 11-9714-11	E-5931L, M-2405, W-464, 13-1037L, X-2054
R005931R					FREIGHTLINER 11-9714-12	E-5931R, M-2404, W-463, 13-1037R, X-2053
R005989L	4-29/32"	3-3/8"	1-3/4"	1-7/16"	CONMET 100524; FREIGHTLINER 11-9714-4	E-5989L, W-501, 13-1017L
R005989R					CONMET 100525; FREIGHTLINER 11-9714-5	E-5989R, W-500, 13-1017R
R005929L	5-3/16"	3"	1-5/16"	2"	FREIGHTLINER 11-9714-15	E-5929L, M-2407, W-460, 13-1019L, X-2056
R005929R					FREIGHTLINER 11-9714-16	E-5929R, M-2406, W-459, 13-1019R, X-2055
R005933L	5-5/16"	2-3/4"	1-1/4"	2-3/8"	BUDD 95692; FREIGHTLINER 11-9714-0	E-5933L, M-2409, W-339, 13-1040L, X-1593
R005933R					BUDD 95691; FREIGHTLINER 11-9714-1	E-5933R, M-2408, W-338, 13-1040R, X-1592
R005930L	5-9/16"	3-3/8"	1-3/4"	2"	FREIGHTLINER 11-9714-13	E-5930L, M-2411, W-462, 13-1021L, X-2058
R005930R					FREIGHTLINER 11-9714-14	E-5930R, M-2410, W-461, 13-1021R, X-2058
R005934L	5-11/16"	2-3/4"	1-11/16"	2-3/4"	FREIGHTLINER 11-9714-17	E-5934L, M-2413, W-466, 13-1041L, X-2062
R005934R					FREIGHTLINER 11-9714-18	E-5934R, M-2412, W-465, 13-1041R, X-2061

DISC WHEEL NUTS

INNER CAP NUTS FOR DUAL STEEL WHEELS
BALL SEAT MOUNTED
(STUD PILOTED)



ROCKWELL PART NO.	OUTER THREAD	INNER THREAD	OVERALL LENGTH	COMMENTS	O.E.M.	REPLACES
R007895L	1-1/8"-16	3/4"-16	2-1/4"	Zinc dichromate plating. Inner thread min. depth 1-1/4".	ROCKWELL 1199-K-115; BUDD 10709; GMC 3752789; MTR WHL 84526; FORD BB-1133; KELSEY K-36163; NAV 41420V; MACK 21AX94; WHITE B-4920X; DODGE 503551; CHEV 279673; FRUEHAUF 534767; WEBB 107091; FIRESTONE NTL-27; AUTOCAR 11A49L	E-7895L, M-129, W-12, 13-3005L, X-1829, 51-1005L
R007895R					ROCKWELL 1199-J-114; BUDD 10708; GMC 3752790; MTR WHL 84525; FORD BB-1132; KELSEY K-36162; NAV 41419V; MACK 21AX93; WHITE B-4919X; DODGE 503550; CHEV 279672; FRUEHAUF 534766; WEBB 107080; FIRESTONE NTR-27; AUTOCAR 11A49R	E-7895R, M-128, W-11, 13-3005R, X-1828, 51-1005R
R007896L	1-1/8"-16	3/4"-16	2-9/16"	Inner thread min. depth 1-7/16".	BUDD 35337; FRUEHAUF 334817; ALCOA 5735L; WHITE Y-484442	E-7896L, 13-3028L, M-131, W-159, W-621, X-1836, 51-1006L
R007896R					BUDD 35336; FRUEHAUF 334816; ALCOA 5735R; WHITE Y-484443	E-7896R, 13-3028R, M-130, W-158, W-620, X-1835, 51-1006R
R007897L	1-1/8"-16	3/4"-16	3-1/16"	Inner thread min. depth 1-1/2". Grade 8	ROCKWELL 1199-G-969; BUDD 22622; MTR WHL 81323; KELSEY K-20441; MACK 21AX443; WHITE Y-481084	E-7897L, M-133, W-108, 13-3029L, X-1408, W-617
R007897R					ROCKWELL 1199-F-968; BUDD 22621; KELSEY K-19374; MACK 21AX442; WHITE Y-481085	E-7897R, M-132, W-107, 13-3029R, X-1407, W-616
R007898L	1-5/16"-12	15/16"-12	3"	Inner thread min. depth 1-7/8".	ROCKWELL 1199-W-1349; BUDD 49415; MACK 21AX610; FRUEHAUF 226604	E-7898L, M-140B, W-161, 13-3010L, X-1412
R007898R					ROCKWELL 1199-V-1348; BUDD 49414; MACK 21AX609; FRUEHAUF 226605	E-7898R, M-140A, W-160, 13-3010R, X-1411

4




DISC WHEEL NUTS

INNER CAP NUTS FOR DUAL ALUMINUM WHEELS
BALL SEAT MOUNTED
(STUD PILOTED)



ROCKWELL PART NO.	OUTER THREAD	INNER THREAD	OVERALL LENGTH	COMMENTS	O.E.M.	REPLACES
R005548L	1-1/8"-16	3/4"-16	2-13/16"	Inner thread min. depth 1-7/32". Grade 8	ROCKWELL 3280-S-7871; BUDD 70612; ALCOA 5548L	X-1802, W-106, 13-3020L, E-5548L
R005548R					ROCKWELL 3280-T-7872 BUDD 70611; ALCOA 5548R	X-1801, W-105, 13-3020R, E-5548R

INNER CAP NUTS FOR DUAL ALUMINUM WHEELS
BALL SEAT MOUNTED
(STUD PILOTED)



ROCKWELL PART NO.	OUTER THREAD	INNER THREAD	OVERALL LENGTH	COMMENTS	O.E.M.	REPLACES
R005978L	1-1/8"-16	3/4"-16	2-15/16"	Inner thread min. depth 1-7/8". Grade 8	ALCOA 5978L	E-5978L, X-1874
R005978R					ALCOA 5978R	E-5978R, X-1873
R005988L	1-1/8"-16	3/4"-16	3-1/16"	1/4" x 13/16" counterbore. Inner thread min. depth 1-7/8". Grade 8	ALCOA 5988L	E-5988L, M-2401, W-487, 13-3026L, X-2139, 51-1003L
R005988R					ALCOA 5988R	E-5988R, M-2400, W-486, 13-3026R, X-2138, 51-1003R

INNER CAP NUTS
BALL SEAT MOUNTED
(STUD PILOTED)




ROCKWELL PART NO.	OUTER THREAD	INNER THREAD	OVERALL LENGTH	COMMENTS	O.E.M.	REPLACES
R003027L	1-1/8"-16	3/4"-16	3-1/16"	Inner thread min. depth 1-7/8". Grade 8	BUDD 88014	13-3027L, X-2123
R003027R					BUDD 88013	13-3027R, X-2122

DISC WHEEL NUTS


INNER CAP NUT

METRIC



ROCKWELL PART NO.	OUTER THREAD	INNER THREAD	OVERALL LENGTH	COMMENTS	O.E.M.	REPLACES
R003130L	M30x1.5	M20x1.5	2-7/16" (62mm)		HINO 9004-24101; ISUZU 1-42336-005-0	13-3130L
R003130R					HINO 9004-23101; ISUZU 1-42335-005-0	13-3130R

OUTER CAP NUTS FOR SINGLE & DUAL WHEELS
BALL SEAT MOUNTED
(STUD PILOTED)




ROCKWELL PART NO.	THREAD	HEX	HIGH	COMMENTS	O.E.M.	REPLACES
R005652L	3/4"-16	1-1/2"	7/8"	Zinc dichromate plating.	ROCKWELL 1199-G-111; BUDD 37889; MTR WHL 84524; KELSEY K-25265; FORD BB-1121; GMC 3729737; NAV 84712H; MACK 21AX92; WHITE 300190; DODGE 585193; FRUEHAUF 534769; FIRESTONE NTL26; GUNITA 25265; AUTOCAR 11A366L	E-5652L, M-125, W-16, 13-3013L, X-1804
R005652R					ROCKWELL 1199-H-112; BUDD 37888; MTR WHL 84523; KELSEY K-25264; FORD BB-1120; GMC 3729738; NAV 84711H; MACK 21AX91; WHITE 300191; DODGE 585192; FRUEHAUF 534768; FIRESTONE NTR26; GUNITA 25264; TRAILMOBILE 50-34A-1; AUTOCAR 11A366R	E-5652R, M-124, W-15, 13-3013R, X-1803



DISC WHEEL NUTS

OUTER CAP NUTS FOR SINGLE & DUAL WHEELS
BALL SEAT MOUNTED
(STUD PILOTED)



ROCKWELL PART NO.	THREAD	HEX	HIGH	COMMENTS	O.E.M.	REPLACES
R00552L	1-1/8"-16	1-1/2"	7/8"	Zinc dichromate plating.	ROCKWELL 1199-M-117; BUDD 37892; MTR WHL 84528; KELSEY K-34272; FORD BB-1135; GMC 3735549; NAV 83156H; MACK 21AX96; WHITE 300248; DODGE 585195; CHEV 279671; FRUEHAUF 534765; ALCOA 5552L; FIRESTONE NTL25; AUTOCAR 11A48L; GUNITE 34272	E-5552L, M-127, W-14, 13-3012L, X-1832, 51-1012L, 178921
R00552R					ROCKWELL 1199-N-118; BUDD 37891; MTR WHL 84527; KELSEY K-34271; FORD BB-1134; GMC 3735550; NAV 83155H; MACK 21AX95; WHITE 300249; DODGE 585194; CHEV 279670; FRUEHAUF 534764; ALCOA 5552R; FIRESTONE NTR25; AUTOCAR 11A48R; GUNITE 34271	E-5552R, M-126, W-13, 13-3012R, X-1831, 51-1012R, 178910
R003056L	15/16"-12	1-1/2"	1"		KENWORTH K-169-128L	13-3056L
R003056R					KENWORTH K-169-128R	13-3056R
R005977L	1-1/8"-16	1-1/2"	7/8"	Grade 8	ALCOA 5977L	E-5977L
R005977R					ALCOA 5977R	E-5977R
R005996L	1-1/8"-16	1-1/2"	1"		ALCOA 5996L	E-5996L, 13-3055L, W-509
R005996R					ALCOA 5996R	E-5996R, 13-3055R, W-508

DISC WHEEL NUTS

FLANGED CAP NUTS FOR SINGLE & DUAL WHEELS
(HUB PILOTED)



ROCKWELL PART NO.	THREAD	HEX	HIGH	COMMENTS	O.E.M.	REPLACES
R005578L	3/4"-16	1-1/2"	1-1/8"	2" Flange dia.	BUDD 71737	E-5578L, M-165, W-114, 13-3015L, X-1419
R005578R					BUDD 71736	E-5578R, M-164, W-113, 13-3015R, X-1418
R005579L	1-1/8"-16	1-1/2"	1-7/64"	2" Flange dia.	ROCKWELL 1199-Q-1811; BUDD 69913	E-5579L, M-167, W-116, 13-3016L, X-1421, 51-1018L
R005579R					ROCKWELL 1199-R-1812; BUDD 69912	E-5579R, M-166, W-115, 13-3016R, X-1420, 51-1018R

4

CAP NUTS FOR SINGLE & DUAL MOUNTED WHEELS



ROCKWELL PART NO.	THREAD	HEX	HIGH	COMMENTS	O.E.M.	REPLACES
R005995L	3/4"-16	1-1/2"	1-3/8"		ALCOA 5995L	E-5995L, 13-3054L, W-507
R005995R					ALCOA 5995R	E-5995R, 13-3054R, W-506

CAP NUTS FOR SINGLE & DUAL MOUNTED WHEELS



ROCKWELL PART NO.	THREAD	HEX	HIGH	COMMENTS	O.E.M.	REPLACES
R005554L	3/4"-16	1-1/2"	1"		ALCOA 5554L; BUDD 70613	E-5554L, W-123
R005554R					ALCOA 5554R; BUDD 70614	E-5554R, W-122



DISC WHEEL NUTS

FOR HEAVY DUTY "OFF HIGHWAY" SERVICE
BALL SEAT MOUNTED
(STUD PILOTED)



ROCKWELL PART NO.	THREAD	HEX	HIGH	COMMENTS	O.E.M.	REPLACES
R005863L	15/16"-12	1-3/4"	1-3/8"		ROCKWELL 1199-K-2351; BUDD 76636	E-5863L, M-140K, W-229, 13-3022L, X-1645
R005863R					ROCKWELL 1199-J-2350; BUDD 76635	E-5863R, M-140J, W-228, 13-3022R, X-1644
R006060L	1-1/8"-16	1-3/4"	1"	Grade 8	ROCKWELL 1199-C-1433; BUDD 67012	E-6060L, 13-3019L, W427, X1363, M140H, TP-4600L, 51-1014L
R006060R					ROCKWELL 1199-B-1432; BUDD 67011	E-6060R, 13-3019R, W426, X1362, M140G, TP-4600R, 51-1014R
R005577L	1-3/16"-12	1-3/4"	1-3/8"	Grade 8	BUDD 48052	13-3018L, E-5577L, W-425, TP-4603L, M-140D, X-1415
R005577R					BUDD 48051	13-3018R, E-5577R, W-424, TP-4603R, M-140C, X-1414

FOR HEAVY DUTY "OFF HIGHWAY" SERVICE
BALL SEAT MOUNTED
(STUD PILOTED)



ROCKWELL PART NO.	THREAD	HEX	HIGH	COMMENTS	O.E.M.	REPLACES
R005576L	1-5/16"-12	1-3/4"	1-3/8"	Grade 8	ROCKWELL 1199-Y-1351; BUDD 49417; MACK 21AX612; AUTOCAR 11CD48L	E-5576L, M-140F, W-155, 13-3017L, X-1417, TP-729L
R005576R					ROCKWELL 1199-X-1350; BUDD 49418; AUTOCAR 11CD48R; MACK 21AX611; WHITE 828437	E-5576R, M-140E, W-154, 13-3017R, X-1416, TP-729R

DISC WHEEL NUTS

FLANGED CAP NUTS
(HUB PILOTED)



ROCKWELL PART NO.	THREAD	HEX	HIGH	COMMENTS	O.E.M.	REPLACES
R006000	M22x1.5	1-19/64" (33mm)	1-11/32" (34mm)	1-15/16" (49mm) Flange dia. Grade 8	BUDD 106333; METFORM 39702	E-6000, W-498, M-3203, 13-3052, X-2156
R009020	M22x1.5	1-9/32" (33mm)	1-1/32" (26mm)	1-13/16" (46mm) Flange dia.	METFORM 39701/39627; ALCOA 39691/39949; NAVISTAR 1649492C1; FORD E6HZ-1120A;	E-9020, 13-3057, W-525, X-2159
R009021	7/8"-14	1-5/16" (33mm)	7/8" (22mm)	1-13/16" (46mm) Flange dia.	GMC 2071619; METFORM 39365; ROCKWELL A-1227-Z-1404	E-9021, 13-3058


FLANGED CAP NUTS
(HUB PILOTED)



METRIC

ROCKWELL PART NO.	THREAD	HEX	HIGH	COMMENTS	O.E.M.	REPLACES
R003114	M20x1.5	1-3/16" (30mm)	1-1/32" (26mm)	1-25/32" (45mm) Flange dia.	GMC 15642921; METFORM 39724; FORD E6HZ-1120B; VOLVO 947974-8	13-3114, X-2081, W-619
R005991	M22x1.5	1-1/2" (38.1mm)	1-3/8" (35mm)	2" (51mm) Flange dia. Grade 8	MOTOR WHEEL 88881; WEBB 179955; METFORM 39604	E-5991, M-3207, W-492, 13-3050, X-2143

FLANGED CAP NUT
(HUB PILOTED)



ROCKWELL PART NO.	THREAD	HEX	HIGH	COMMENTS	O.E.M.	REPLACES
R005892	9/16"-18	7/8"	5/8"	1-7/32" Flange dia.	GMC 3988631	E-5892, M-1254, W-458, 13-3048, X-1470



DISC WHEEL NUTS

FLANGED CAP NUTS (HUB PILOTED)



ROCKWELL PART NO.	THREAD	HEX	HIGH	COMMENTS	O.E.M.	REPLACES
R005704	3/4"-16	1-1/8"	1-1/16"	Use with R005703 stud.	BUDD 84608; GUNITE 49748; FORD C3TZ-1120A	E-5704, M-1153, W-183, 13-3002, X-1342
R005734	11/16"-16	1-1/8"	1-1/16"	Use R005683 stud on front. Use R005682 stud on rear.	BUDD 81269; GUNITE 45681; GMC 3771410; BATCO 13-3004; FIRESTONE NT-30; KELSEY K-45681	E-5734, M-1557, W-182, X-1110, 13-3004
R009022L	5/8"-18	1-1/8"	1-1/16"	1-5/8" Flange dia.	BUDD 95189; DODGE 3637719	M-1267, W-591, X-1838, E-9022L, 13-3047L
R009022R					BUDD 95188; DODGE 3637720	M-1266, W-590, X-1837, E-9022R, 13-3047R

CONE LOCK NUTS (HUB PILOTED)



ROCKWELL PART NO.	THREAD	HEX	HIGH	COMMENTS	O.E.M.	REPLACES
R005708	3/4"-16	1-3/16"	1-3/8"	1-3/4" Flange dia. Grade 8	GMC 2019459; MOTOR WHEEL 08434	E-5708, 13-3003, W-234, M-142, X-1164
R005710	7/8"-14	1-1/2"	29/32"	2" Flange dia. Grade 8	ROCKWELL 1199-B-2160; MOTOR WHEEL 07652	E-5710, M-144, W-474, 13-3000, X-1687
R005711	7/8"-14	1-1/2"	1-3/8"	2" Flange dia. Grade 8	ROCKWELL 1199-R-616; MOTOR WHEEL 07669	E-5711, M-145, W-235, 13-3001, X-1870

DISC WHEEL NUTS

BACK NUT




ROCKWELL PART NO.	THREAD	HEX	HIGH	COMMENTS	O.E.M.	REPLACES
R004961A	3/4"-16	1-1/8"	3/4"	Heat treated. Grade 8	BUDD 41073-7, 47693-7; GUNITE 21137; FIRESTONE NT-31; ROCKWELL NL-112-1; MOTOR WHEEL 82700	E-4961A, W-451, 13-3011, M-138, X-1068

BACK NUTS



ROCKWELL PART NO.	THREAD	HEX	HIGH	COMMENTS	O.E.M.	REPLACES
R001828	1"-14	1-1/2"	7/8"		BUDD 44672-9; ROCKWELL NL116	13-3031, X-1445, E-1828

WHEEL NUT



ROCKWELL PART NO.	THREAD	HEX	HIGH	COMMENTS	O.E.M.	REPLACES
R005007	1/2"-20	7/8"	1/2"		GMC 3726212; GUNITE 43935	E-5007, W-111, X-1124

4

4-41




DISC WHEEL NUTS

FLAT WHEEL NUTS



ROCKWELL PART NO.	THREAD	HEX	HIGH	COMMENTS	O.E.M.	REPLACES
R005032	1/2"-20	3/4"	7/16"	Grade 8	ROCKWELL N-18-1; GUNITE 34435; KELSEY K-34435; MOTOR WHEEL 86897	E-5032, M-215, W-24, 13-7251, X-1122, W-555
R005008	5/8"-18	15/16"	23/32"		GUNITE 30023, 125629; KELSEY K-30023; CHEV 373912; GMC 125629	E-5008, M-139, W-109, X-1429


CONICAL FACE NUTS



ROCKWELL PART NO.	THREAD	HEX	HIGH	COMMENTS	O.E.M.	REPLACES
R003040L	1/2"-20	13/16"	5/8"	60°	BUDD 39389;	13-3040L, M-204,
MOTOR WHEEL 31323					X-1203L	
R003040R					BUDD 39388;	13-3040R, M-203,
					MOTOR WHEEL 40285	X-1203R
R004976R	9/16"-18	1"	11/16"	90°	BUDD 41233;	E-4976R, M-256,
					MOTOR WHEEL 81124	13-3041R, X-1146
R009012L	9/16"-18	1-1/16"	5/8"	90°	FORD C7TZ-1121A	W-585, 13-3044L,
						E-9012L
R009012R					FORD C7TZ-1120A	W-584, 13-3044R,
						E-9012R
R004975L	5/8"-18	1"	21/32"	90°	BUDD 67148	13-3042L, M-249,
						E-4975L, W-231,
R004975R					BUDD 67147	13-3042R, M-248,
						E-4975R, W-230,
						X-1148

DRIVE FLANGE STUDS

GRADE 8

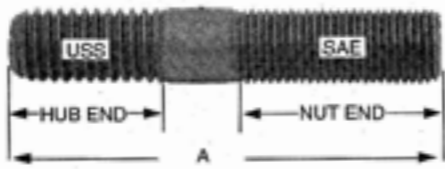


ROCKWELL PART NO.	BODY DIA.	"A"	HUB END		NUT END		O.E.M.	REPLACES
			THREAD SIZE	THREAD LENGTH	THREAD SIZE	THREAD LENGTH		
R005793	7/16"	2"	7/16"-14	21/32"	7/16"-20	45/64"	ROCKWELL SC-716-1; BUDD 48775	E-5793
R005796	7/16"	2-1/4"	7/16"-14	21/32"	7/16"-20	45/64"	ROCKWELL SC-718-1; BUDD 42793; WEBB 142022; GUNITE WP-28	E-5796, M-2464, L-1519, 13-7000, X-1787, 08-007358
R004943	1/2"	2-1/4"	1/2"-13	11/16"	1/2"-20	1-3/16"		E-4943
R005798	1/2"	2-3/8"	1/2"-13	3/4"	1/2"-20	13/16"	ROCKWELL SC-819-1; BUDD 37181, 44577	E-5798, M-2520, L-1520, 13-7010, X-1790
R007011	1/2"	2-1/2"	1/2"-13	57/64"	1/2"-20	15/16"	DAYTON 08-004350	13-7011
R005799	1/2"	2-1/2"	1/2"-13	3/4"	1/2"-20	13/16"	GUNITE WP-81; WEBB 152026	E-5799, M-2521, L-1521, 13-7012, X-1777, 08-004350
R007014	1/2"	2-7/8"	1/2"-13	53/64"	1/2"-20	63/64"	DAYTON 08-008134	13-7014
R007016	1/2"	3-3/16"	1/2"-13	1-1/8"	1/2"-20	7/8"	ROCKWELL 4-X-1316	L-1523, 13-7016
R005944	9/16"	2-1/2"	9/16"-12	15/16"	9/16"-18	7/8"	ROCKWELL 4-X-1612	E-5944, L-1532
R005945	9/16"	3-1/4"	9/16"-12	13/16"	9/16"-18	7/8"	ROCKWELL 4-X-1589	E-5945
R007018	9/16"	3-7/16"	9/16"-12	1-1/8"	9/16"-18	1-1/8"	MOTOR WHEEL 86922	13-7018, X-1949
R005946	5/8"	2-1/2"	5/8"-11	15/16"	5/8"-18	1"	ROCKWELL SC-1020	E-5946
R005800	5/8"	2-3/4"	5/8"-11	1"	5/8"-18	1"	ROCKWELL SC-1022-1; GUNITE WP-174; NAVISTAR 119345H; BUDD 63606	E-5800, M-2523, L-1525, 13-7021, X-1792, 08-007775, TP-4718
R005947	5/8"	2-7/8"	5/8"-11	1"	5/8"-18	1"	ROCKWELL SC-1023-1	E-5947, 13-7023
R005954	5/8"	2-15/16"	5/8"-11	13/16"	5/8"-18	1-3/16"		E-5954, L-1526, 13-7035, 08-008551
R007022	5/8"	2-15/16"	5/8"-11	7/8"	5/8"-18	1-3/16"	GUNITE WP-304; MACK 16AX820	13-7022
R005801	5/8"	3-1/16"	5/8"-11	1-3/16"	5/8"-18	1-1/16"	BUDD 48966	E-5801, M-2509, L-2094, 13-7038, X-1793
R005949	5/8"	3-1/4"	5/8"-11	15/16"	5/8"-18	1"	ROCKWELL SC-1026-1	E-5949, L-2959, 13-7029
R005951	5/8"	3-3/8"	5/8"-11	15/16"	5/8"-18	1"	ROCKWELL SC-1027	E-5951, L-1539, X-1939
R005872	5/8"	3-11/16"	5/8"-11	1-9/16"	5/8"-18	1-1/8"	ROCKWELL 4-X-1027; MTR WHEEL 86478	E-5872, M-2524, L-1529, 13-7026
R005751	5/8"	3-1/2"	5/8"-18	1-7/16"	5/8"-18	13/16"	MACK 18AX971	13-7028, M-2465, L-1527, E-5751



DRIVE FLANGE STUDS

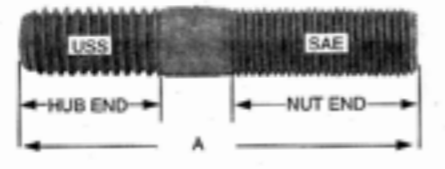
GRADE 8



ROCKWELL PART NO.	BODY DIA.	"A"	HUB END		NUT END		O.E.M.	REPLACES
			THREAD SIZE	THREAD LENGTH	THREAD SIZE	THREAD LENGTH		
R005955	3/4"	3-5/16"	3/4"-10	1-3/64"	3/4"-16	1-7/16"	NAVISTAR 61142H; DAYTON 08-007471	E-5955, M-2525, L-1530, 13-7055
R007051	3/4"	3-3/4"	3/4"-10	1-3/32"	3/4"-16	1-1/4"	BUDD 99357; GUNITE WP-39	13-7051, X-1781, X-1796
R005802	3/4"	3-3/4"	3/4"-10	1-1/8"	3/4"-16	1-1/4"	BUDD 49321	E-5802, L-1531, 13-7053, X-1795
R004960	3/4"	3-3/4"	3/4"-10	1-1/8"	3/4"-16	1-9/16"	ROCKWELL 4-X-1207; BUDD 37179, 49328; NAVISTAR 55585H	E-4960, M-2526, L-1531, 13-7050

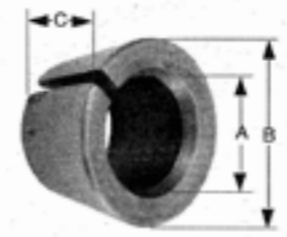
DRIVE FLANGE & GENERAL PURPOSE STUDS

GRADE 8




ROCKWELL PART NO.	BODY DIA.	"A"	HUB END		NUT END		O.E.M.	REPLACES
			THREAD SIZE	THREAD LENGTH	THREAD SIZE	THREAD LENGTH		
R004942	1/2"	2"	1/2"-13	11/16"	1/2"-20	15/16"		E-4942, M-957, W87
R004944		2-1/2"		3/4"		1-1/8"		E-4944, M-960, W89
R004945		2-3/4"		3/4"		1-5/8"		E-4945, M-961, W90
R004946		3"		11/16"		2"		E-4946, M-962, W91
R004947		3-1/2"		15/16"		2-1/4"		E-4947, M-964, W92
R004948	9/16"	2-1/2"	9/16"-12	1"	9/16"-18	1-7/16"		E-4948, M-968, W93
R004949		2-3/4"		15/16"		1-1/2"		E-4949, M-969, W94
R004950		3-1/4"		15/16"		1-15/16"		E-4950, M-971, W95
R004951	5/8"	2-5/8"	5/8"-11	15/16"	5/8"-18	1-1/4"		E-4951, M-974, W-96
R005702		2-5/8"		1-1/16"		1"		E-5702, M-974, W-433
R004952		3"		15/16"		1-3/4"		E-4952, M-976, W-97
R004953		3-1/2"		13/16"		2-1/4"		ROCKWELL 4-X-1051

TAPERED DOWELS FOR DRIVE FLANGE STUDS



ROCKWELL PART NO.	"A"	"B"	"C"	OEM	REPLACES
R005739	1/2"	13/16"	5/16"		E-5739
R005740	1/2"	13/16"	13/32"	ROCKWELL 1246-T-306; WHITE 466885; DODGE 1191797; FORD 7EQ-1142; NAVISTAR 972423R1	E-5740, L-1515
R005737	7/16"	3/4"	13/32"	ROCKWELL 1246-X-232; FORD BB1142B; GMC 2124231; NAV 974272R1; MACK 35AX600; WHITE 304981; DODGE 1508989	E-5737, M-982, L-1514, 13-7202
R005952	7/16"	11/16"	13/32"	ROCKWELL 1246-Z-234; NAV 72342R1; GMC 568516; MACK 11EHT31, 63SP29; WHITE 467837	E-5952, M-2527, L-1513, 13-7204
R005957	1/2"	7/8"	15/32"	ROCKWELL 1246-B-28; DODGE 531378; FORD C3TZ-4A106A; GMC 652328; MACK 11BMT148; NAVISTAR 132896H1; WHITE 845260	E-5957, 13-7210, L-1516, M-2528
R005743	5/8"	1"	15/32"	ROCKWELL 1246-Y-233; GMC 2019573; NAV 141316H; MACK 35AX606; WHITE 403926; DODGE 1270823	E-5743, M-967, L-1517, 13-7216
R005960	5/8"	1"	9/16"	ROCKWELL 1246-D-290; DODGE 1267752; FORD B8QH-1142A; GMC 2231319; MACK 63SP23; NAVISTAR 54700R1; WHITE 462596	E-5960, 13-7218, L-1518, M-2529
R007224	3/4"	1-1/8"	1/2"	ROCKWELL 1246-L-350	13-7224, L-2957

DRIVE FLANGE NUTS



* Width Across Flats

ROCKWELL PART NO.	THREAD	W.A.F. *	HEIGHT	OEM	COMMENTS	REPLACES
R005961	7/16"-20	11/16"	13/32"	ROCKWELL N-17-1	Grade 8	E-5961, W-554, 13-7250
R005963	9/16"-18	7/8"	31/64"	ROCKWELL N-19-1	Grade 8	E-5963, W-557, 13-7253
R002002	5/8"-18	15/16"	35/64"	ROCKWELL N-110		E-2002, W-558, 13-7254
R005964	3/4"-16	1-1/16"	5/8"	ROCKWELL N-112-1	Grade 8	E-5964, W-559, 13-7255



DRIVE FLANGE GASKETS

ROCKWELL PART NO.	O.D.	I.D.	BOLT CIRCLE	HOLE SIZE	NO. OF HOLES	O.E.M.	REPLACES
R007122	6"	4-5/16"	5-1/8"	1/2"	8	FORD B4TZ-1001A	L-2956, 13-7122
R002437	6-1/8"	4-1/4"	5-1/4"	9/16"	12	FORD A8TZ-1001D; EATON 14569; GMC 2362158	E-2437, M-2531, L-1503, L-1505, 13-7110
R002433	6-3/16"	4-9/16"	5-5/16"	9/16"	12	FORD A8TZ-1001C; ROCKWELL 2208-J-426; WHITE 466884; GMC 2310537; NAVISTAR 218208R1	E-2433, 13-7108, L-1504, M-2532, 7-277
R002438	6-3/8"	5"	5-11/16"	15/32"	12	ROCKWELL 2208-F-422; MACK 131SP47; WHITE 467836; GMC 2321015; NAVISTAR 974577R1	E-2438, 13-7112M, M-2533, L-1506, 7-279
R002436	6-5/8"	4-1/2"	5-1/2"	11/16"	8	NAV 982553R1	E-2436, L-1507, 13-7106
R002434	7-3/8"	5-3/8"	6-3/8"	9/32"	8	MACK 11CG198	E-2434, L-1791, 13-7119
R002340	7-7/16"	5-11/16"	6-1/2"	17/32"	12	ROCKWELL 2208-Z-416; MACK 131SP59; WHITE 476375; NAV 138776R1	E-2340, 13-7114, M-2535, L-1508, 7-280
R002341	8-1/4"	6"	7"	5/8"	8	ROCKWELL 2208-W-413	E-2341
R002435	8-3/8"	5-3/4"	7"	21/32"	8	ROCKWELL 2208-X-440; GMC 2310540, 2362287; FORD C6TS-1144A; NAVISTAR 297331C1, 56152R2; DODGE 1267751; WHITE 453127, 462596; MACK 131SP31	E-2435, 13-7116, M-2537, L-1509
R002434	8-1/2"	5-5/8"	7"	13/16"	8	FORD B3TZ-1001A; MACK 130SP19; NAV 115135H; WHITE 47607S, 716743	E-2431, M-2534, L-1511, 13-7120
R007118	8-1/2"	6-7/16"	7-7/16"	11/16"	6	MACK 56AX128	13-7118

RIM CLAMPS

ROCKWELL PART NO.	"A"	"B"	"C"	"D"	O.E.M.	REPLACES
R005927	1/2"	2"	2"	3/4"	DAYTON 09-839910; WHITE 499716; NAVISTAR 215664R1; DODGE 1932231	E-5927, M-27, W-124, 13-5007, XW-83
R005926	1/2"	2"	2"	5/8"	DAYTON 09-885310	E-5926, M-1122, W-408, 13-5012, XW-85
R005036	5/8"	2-1/16"	2-1/2"	5/8"	GUNITE WP-80; FORD 8EQ-1042; WHITE 852957; AUTOCAR 11GO41	E-5036, M-28, W-146, 13-5004, C-181

ROCKWELL PART NO.	"A"	"B"	"C"	"D"	O.E.M.	REPLACES
R005746	1/4"	3-1/8"	2-5/8"	5/8"	DAYTON 09-008422; NAVISTAR 189446R1; MACK 12AK2189; FRUEHAUF 507305	E-5746, M-30A, W-149, 13-5006, XW-86

ROCKWELL PART NO.	"A"	"B"	"C"	"D"	O.E.M.	REPLACES
R005838	1/4"	2-5/8"	2-13/16"	3/4"	DAYTON 09-729514	E-5838, M-30B, W-407, 13-5020, XW-87

4



RIM CLAMPS



ROCKWELL PART NO.	"A"	"B"	"C"	"D"	O.E.M.	REPLACES
R005570	1"	2-13/16"	2-1/2"	5/8"	WEBB 15414; GMC 2398446; NAVISTAR 92134H; WHITE A33768X; AUTOCAR 11D042	E-5570, M-1, W-1, 13-4001, XW-90, E-4, 09-541417
R005571A	1-1/8"	2-7/8"	2-1/2"	3/4"	WEBB 16123; APT R-123; GMC 5667139; NAVISTAR 54493R2; ROCKWELL 3280-K-7863; MACK 15QJ154A; WHITE 426957; DODGE 1927774; AUTOCAR 11C242	E-5571A, M-3, W-3, 13-4002, XW-96, E-19, 09-612317
R005784	1-1/4"	2-7/8"	2-1/2"	3/4"	APT R-708; AUTOCAR 11AE042	E-5784A, M1123, W405, 13-4010, XW-103, E-12, E-22, 52-1309, 09-870817
R005885	1-5/16"	2-1/2"	2-13/32"	3/4"	GOODYEAR CL-1008	E-5885, M-1282, W-456, 13-4850
R005045	1-3/8"	2-13/16"	2-1/2"	5/8"	NAVISTAR 92135H; MACK 15QJ118P3; WHITE 466121A	E-5045, M-2, W-2, 13-4003, XW-93, E-5, 09-658417
R005040A	1-1/2"	2-7/8"	2-1/2"	3/4"	WEBB 16129; APT R-993; GMC 5767140	E-5040A, M-8, W-120, 13-4004, XW-98, E-21, E-3, 09-699317
R005044	1-5/8"	2-7/8"	2-1/2"	5/8"	GMC 2398447; WHITE 400245A; MACK 15QJ118P2; FRUEHAUF 535406	E-5044, M-7, W-119, 13-4005, XW-91, E-9, 09-604017
R005055	1-3/4"	2-5/8"	2-1/2"	3/4"	MACK 15QJ223AP	E-5055, M-26, W-447, 13-4701
R005572A	1-3/4"	2-7/8"	2-1/2"	3/4"	GMC 2393267; APT R-235; WHITE 448888A; FRUEHAUF 535414; AUTOCAR 11B242	E-5572A, M-4, W-4, 13-4006, XW-97, E-20, 09-623517
R005785	1-7/8"	2-7/8"	2-13/32"	3/4"		E-5785, M-1124, W-406, 13-4011, XW-104, 09-870917
R005786	2"	2-7/8"	2-13/32"	3/4"		E-5786, M-1125, W-403, 13-4008, XW-99, 09-705317

4-48



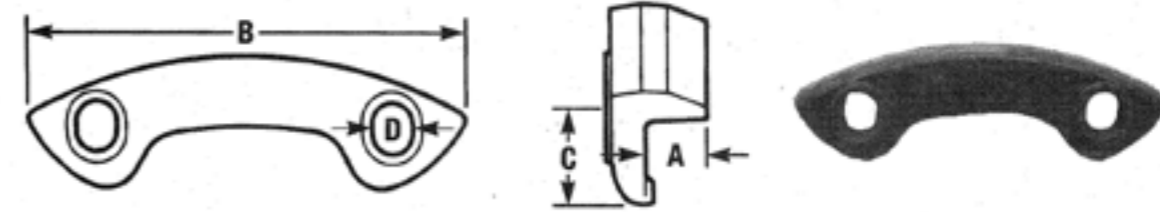
MERITOR

RIM CLAMPS

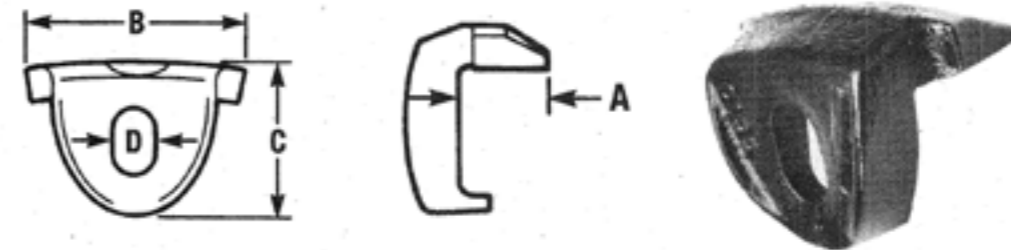


ROCKWELL PART NO.	"A"	"B"	"C"	"D"	O.E.M.	REPLACES
R005827	1-1/8"	6"	2-1/2"	31/32"	MACK 15QJ16; DAYTON 09-006256	E-5827, M-1141, W-536, XW-112, 13-4723
R005883	1-5/16"	6"	2-1/2"	3/4"	MACK 15QJ16P3	E-5883, M-2500, W-537, 13-4720
R005829	1-7/16"	6-5/8"	2-7/16"	3/4"	DAYTON 09-006302	E-5829, M-1105, W-184, 13-4725, XW-114,
R005828	1-13/16"	6"	2-7/16"	3/4"	MACK 15QJ17P1; DAYTON 09-006257	E-5828, M-1142, W-450, 13-4724, XW-113,

4



ROCKWELL PART NO.	"A"	"B"	"C"	"D"	O.E.M.	REPLACES
R005745	1-1/16"	9-1/2"	2-1/2"	3/4"	DAYTON 09-001228, 09-008622	E-5745, M-1140, W-153, 13-4820, XW-245




ROCKWELL PART NO.	"A"	"B"	"C"	"D"	O.E.M.	REPLACES
R005573	1-1/8"	3-9/16"	2-5/16"	5/8"	MACK 15QJ21; ERIE "K"	E-5573, M-11, W-136, 13-4402, XW-55K
R005574	1-3/16"	3-1/2"	2-1/4"	5/8"	ERIE "X"	13-4403, W-137, M-12, XW-56X, E-5574
R005760	1-3/16"	3-1/2"	2-1/4"	3/4"	ERIE "H"	E-5760, M-1143, W-197, 13-4401, XW-57H
R005035	1-3/8"	2-9/16"	2-3/8"	5/8"	NAVISTAR 66091R1; ERIE E-8	E-5035, M-25, W-144, 13-4102, XW-164

MERITOR



4-49

RIM CLAMPS



ROCKWELL PART NO.	"A"	"B"	"C"	"D"	O.E.M.	REPLACES
R005747	1-1/16"	2-5/16"	1-3/4"	3/4"	GUNITE WP-267; GMC 3778640	E-5747, M-1134, W-135, 13-4601, XW-227, E-7
R005753	1-7/16"	2-5/16"	1-3/4"	3/4"	GUNITE WP-344	E-5753, M-1136, W-446, 13-4602, XW-191
R005755	1-5/16"	2-1/4"	1-13/16"	3/4"	NAVISTAR 86836R1; GUNITE WP-368	E-5755, M-1130, W-533, 13-4605, XW-228
R005837	1-13/16"	2-1/4"	1-13/16"	3/4"	GUNITE WP-398	E-5837, M-1135, W-255, 13-4606, XW-240

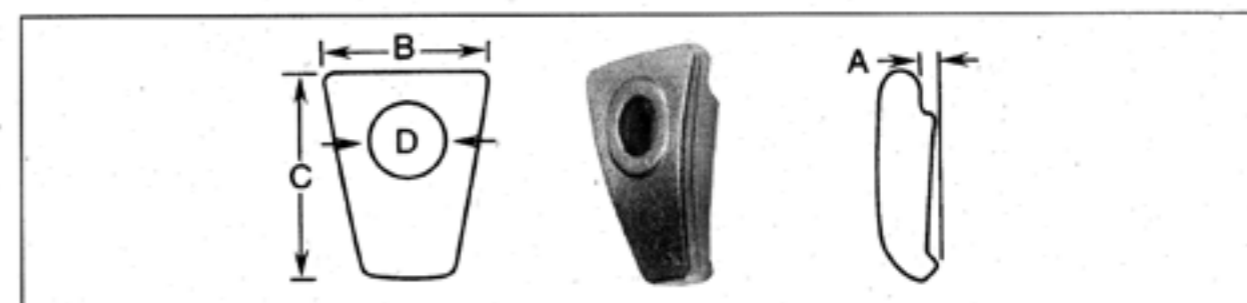


ROCKWELL PART NO.	"A"	"B"	"C"	"D"	O.E.M.	REPLACES
R005841	17/32"	1-7/8"	2"	3/4"	GMC/CHEV 644158	E-5841, W-568
R005882	7/8"	2-1/2"	2-7/16"	3/4"	MACK 15QJ223BP1	E-5882
R005822	1-3/8"	2-1/2"	2-7/16"	3/4"	MACK 15QJ223CP5	E-5822, M-1247, W-479, 13-4705, XW-252
R005820	1-5/8"	2-1/2"	2-7/16"	3/4"	MACK 15QJ112BP2	E-5820, M-1248, W-572,
R005781	1-7/8"	2-1/2"	2-7/16"	3/4"	MACK 15QJ223CP8	E-5781, M-1175, W-448, 13-4702, XW-121
R005821	2-1/8"	2-1/2"	2-7/16"	3/4"	MACK 15QJ223CP3	E-5821, M-1249, W-467, 13-4704, XW-249
R005783	2-3/8"	2-1/2"	2-7/16"	3/4"	MACK 15QJ223CP6	E-5783, M-1127, W-449, 13-4703, XW-120


RIM CLAMPS



ROCKWELL PART NO.	"A"	"B"	"C"	"D"	RIM WIDTH	O.E.M.	REPLACES
R005902	1/2"	2-1/2"	3-5/8"	3/4"	8"	GUNITE WP-722; ROCKWELL 2257Y1013	E-5902, M-2460, W-256, 13-5014, XW-243, 09-001275



ROCKWELL PART NO.	"A"	"B"	"C"	"D"	O.E.M.	REPLACES
R009023	5/8"	2-1/2"	3-5/8"	3/4"	GUNITE WP-725	E-9023, 13-5015, XW-244, M-2461, W-418



ROCKWELL PART NO.	"A"	"B"	"C"	"D"	O.E.M.	REPLACES
R005890	1/2"	2"	2-1/8"	3/4"	GUNITE WP-544; MACK 15QJ239	E-5890, M-1173, W-416, 13-5009, C-233
R005889	17/32"	2"	2-5/32"	3/4"	GUNITE WP-515	E-5889, M-1188, W-415, 13-5006, C-232
R005891	3/4"	2"	2-5/32"	3/4"	GUNITE WP-545	E-5891, M-1189, W-417, 13-5010, C-234

4



RIM CLAMPS

ROCKWELL PART NO.	"A"	"B"	"C"	"D"	O.E.M.	REPLACES
R005754	5/8"	2"	2-1/4"	5/8"	GUNITE WP-259, WP-455	E-5754, M-1133, W-414, 13-5005, C-230
R005974	1-7/16"	2-5/16"	2-11/32"	3/4"	GUNITE WP-682	E-5974, 13-4519, W-413, M-1262

ROCKWELL PART NO.	"A"	"B"	"C"	"D"	O.E.M.	REPLACES
R005905A	1-3/16"	2-7/8"	2-3/8"	3/4"	GUNITE WP-858 (forging) WP-1110 (casting)	E-5905A, M-1243, W-258, 13-4530, XW-256
R005904A	1-3/8"	2-1/4"	2-3/8"	3/4"	GUNITE WP-846 (forging) WP-1138 (casting)	E-5904A, M-1242, W-257, 13-4531, XW-255
R005906	1-5/8"	2-1/4"	2-1/4"	3/4"	GUNITE WP-866	E-5906, 13-4525, W-259, M-1244, XW-239

ROCKWELL PART NO.	"A"	"B"	"C"	"D"	O.E.M.	REPLACES
R005778	1-5/16"	2-7/8"	2-3/16"	3/4"	GUNITE WP-383	E-5778, M-1148, W-570, XW-194

RIM CLAMPS

ROCKWELL PART NO.	"A"	"B"	"C"	"D"	O.E.M.	REPLACES
R005033	1-1/8"	2-7/8"	2-7/16"	5/8"	GUNITE WP-193; FORD B8Q-1043A	E-5033, M-23, W-134, 13-4507, XW-184
R005041	1-9/16"	2-15/16"	2-7/16"	5/8"	GUNITE WP-166	E-5041, M-22, W-133, 13-4508, XW-185


ROCKWELL PART NO.	"A"	"B"	"C"	"D"	"E"	O.E.M.	REPLACES
R006053	1"	15/16"	2-5/8"	2-1/2"	13/16"	MACK 15QJ251	E-6053, W-565, 13-5016, 09-001422

ROCKWELL PART NO.	"A"	"B"	"C"	"D"	O.E.M.	REPLACES
R005780	1/2"	1-3/4"	1-7/8"	5/8"	MACK 15QJ121C (casting) MACK 15QJ121B (forging)	E-5780, M-1178, W-539, 13-5011, XW-122

4



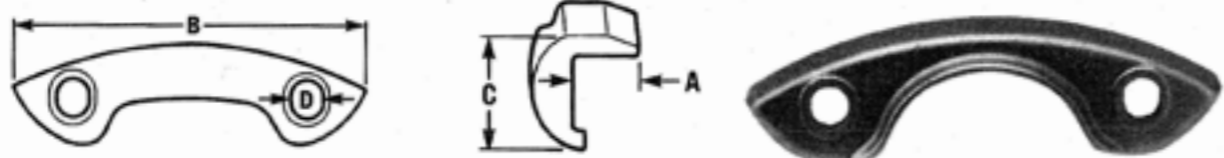
RIM CLAMPS



ROCKWELL PART NO.	"A"	"B"	"C"	"D"	O.E.M.	REPLACES
R006054	21/32"	2-1/16"	3-13/32"	3/4"	NAVISTAR 452010C1	E-6054, W-494, 13-5001

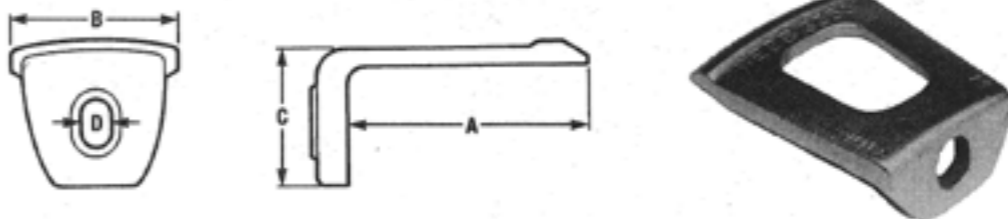


ROCKWELL PART NO.	"A"	"B"	"C"	"D"	O.E.M.	REPLACES
R005840	1-1/16"	2-13/16"	2-7/16"	3/4"	TRAILMOBILE 8-8-18	E-5840, 13-4050
R005047	1-1/16"	3-1/8"	2-1/2"	5/8"	NAVISTAR 171194R5; DAYTON 09-717510	E-5047, 13-4051, W-118, E-10, XW-94
R005772	1-1/8"	3"	2-7/16"	5/8"	NAVISTAR 171194R3	M-1174, W-569, E-5772, 13-4104, XW-253
R005046	1-5/32"	3-1/8"	2-1/2"	3/4"	NAVISTAR 973230R1; DAYTON 09-717110	E-5046, M-5, W-117, XW-100, E-6



ROCKWELL PART NO.	"A"	"B"	"C"	"D"	WHEEL SIZE	O.E.M.	REPLACES
R005826	1-1/16"	7-7/16"	1-5/8"	5/8"	15"	WEBB 3313, 3315	E-5826, M-1150, W-238, 13-4803, XW-70
R005825	1-1/16"	12-5/16"	2-5/16"	3/4"	22"	WEBB 3322	E-5825, 13-4802, W-227, M-1129, XW-74
R005824	1-1/8"	10-5/8"	2-1/2"	3/4"	20"	WEBB 3320	E-5824, M-1128, W-226, 13-4801, XW-72
R005953	1-3/16"	7-3/4"	1-13/16"	3/4"	15"	WEBB 3314	E-5953, M-1183, W-420, 13-4807, XW-68


RIM CLAMPS



ROCKWELL PART NO.	"A"	"B"	"C"	"D"	O.E.M.	REPLACES
R005976	5-3/4"	3-1/4"	2-3/8"	3/4"	WEBB 3350	E-5976, W-534, 13-4750, 09-007564

4






RIM CLAMP NUTS





ROCKWELL PART NO.	THREAD	HEX	COMMENTS	O.E.M.	REPLACES
R004962	5/8"-11	1-1/16"	Flat face 2 sides	GUNITE WP-2; WEBB 74611; ERIE 5270	E-4962, M-43, W-7, 13-8003, 53-1560, 08-005149, N-26
R004963	3/4"-10	1-1/4"		GUNITE WP-148; WEBB 74710; ERIE 5260; TRAILMOBILE 8-15-4	E-4963, M-45, W-8, 13-8004, 53-1561, 08-005716, N-40
R004986A	5/8"-11	1-1/16"	Ball face type	ERIE 538-U; KELSEY K-30719;	E-4986A, M-44, 13-8002, 08-005265, W-27, N-42
R005762	3/4"-10	1-1/4"		GMC 2024990 ERIE 5248-U	E-5762, M-1145, W-221, 13-8005, N-43



WHEEL & RIM BOLTS

	ROCKWELL PART NO.	THREAD SIZE	LENGTH	COMMENTS	O.E.M.	REPLACES
 GRADE 8	R004989	5/8"-11	2"	Use with R004986A nut.	MACK 6AX460; NAVISTAR 68333H	E-4989, M-31, 13-6501, B-610, 5095R
	R005761	3/4"-10	2-1/4"	Use with R005762 nut.		E-5761, M-1144, W-220, 13-6502, B-607, 5247R
 Clipped head, Round body GRADE 8	R005012	5/8"-11	2"	Use with R004986A nut.	NAVISTAR 75887H; NABORS 1368	E-5012, M-34, W-21, 13-6402, N-3324
 GRADE 8	R005965	5/8"-11	2"		ROCKWELL S-21016P-2	E-5965, 13-6520
 Clipped head, Round body GRADE 8	R005925	5/8"-18	2"	Use with R005008 nut.	NAVISTAR 172052R1, 172746R1	E-5925, W-540, 13-6506
 GRADE 8	R006508	5/8"-18	2"		DAYTON 08-205351	13-6508

WHEEL & RIM BOLTS


	ROCKWELL PART NO.	THREAD SIZE	LENGTH	COMMENTS	O.E.M.	REPLACES
 GRADE 8	R005712	5/8"-11	2-1/16"	Use with R004986A nut.	NAVISTAR 68333H	E-5712, M-32, W-19, B-467
 GRADE 8	R004990	5/8"-11	2-1/8"	Use with R004962 nut.	GUNITE WP-1; FORD 8Q1151; EATON ST-29	E-4990, M-41, W-9, 13-6301, B-604

4



WHEEL & RIM STUDS

STUDS FOR CAST SPOKE WHEELS




GRADE 8

ROCKWELL PART NO.	THREAD	"A"	"B"	"C"	O.E.M.	REPLACES
R004955	5/8"-11	2-3/8"	7/8"	1-1/8"	GOODYEAR ST-69	E-4955, M-37, W-17, B600, 08-005148
R005655	5/8"-11	2-5/8"	7/8"	1-3/16"	FORD 35867158B	E-5655, W-428, 13-6016
R006001B	5/8"-11	2-5/8"	11/16"	1-9/32"	GUNITE WP-177	13-6001
R004958	5/8"-11	2-3/4"	7/8"	1-11/16"	GOODYEAR ST-68; WEBB 161127; ROCKWELL 4-X-1424	E-4958, M-38, W-5, 13-6002, B-601, 53-1500; 08-006654
R005726	5/8"-11	3-1/4"	7/8"	1-7/8"	GOODYEAR ST-178	E-5726, M-1263, W-430, 13-6012, X-2105
R005727	5/8"-11	3-1/2"	7/8"	1-7/8"	GOODYEAR ST-1298	E-5727, 13-6013, X-1729
R005901	3/4"-10	2-7/8"	1"	1-11/16"		E-5901, 13-6010, 08-008411
R004956A	3/4"-10	3"	1-1/16"	1-3/4"	GUNITE WP-147, WP-855; WEBB 171027; GOODYEAR ST-29	E-4956A, M-39, W-6, 13-6003, B-612, 5259, 53-1501, 08-005715
R005706	3/4"-10	3-1/8"	1"	1-29/32"	GUNITE WP-202	E-5706, M-1102, W-246, B-614, 08-204734, 13-6008
R004957	3/4"-10	3-9/16"	1-5/8"	1-5/8"	TRAILMOBILE 8-9-18	E-4957, M-40, 13-6004, B-605, W-151, 08-034396
R005728	3/4"-10	3-5/8"	1"	2-5/16"	GOODYEAR ST-770	E-5728, M-1264, W-431, 13-6014, X-1730
R005729	3/4"-10	4"	1"	2-11/16"	GOODYEAR ST-570	E-5729, M-1265, W-432, 13-6015, X-2106

WHEEL & RIM STUDS


STUD FOR CAST SPOKE WHEELS



GRADE 8

ROCKWELL PART NO.	"A"	"B"		"C"		O.E.M.	REPLACES
		THREAD	LENGTH	THREAD	LENGTH		
R004987A	2-7/8"	3/4"-10	1-3/8"	3/4"-16	7/8"	MACK 18AX405	E-4987A, B-606, 13-6101, M-35, W-22


STUD FOR CAST SPOKE WHEELS



GRADE 8

ROCKWELL PART NO.	"A"	"B"		"C"		O.E.M.	REPLACES
		THREAD	LENGTH	THREAD	LENGTH		
R005887	2-1/2"	9/16"-12	15/16"	9/16"-18	7/8"	MACK 18AX340	E-5887, L-1532, 13-7017

STUDS FOR ALUMINUM SPOKE WHEELS




GRADE 8

ROCKWELL PART NO.	THREAD	"A"	"B"	"C"	O.E.M.	REPLACES
R005010	3/4"-10	3-21/32"	1-3/4"	1-3/4"	GUNITE WP-395; ALCOA B-5795; NAVISTAR 189897-R1	E-5010, 13-6202, B-609, M-1269, W-165


4



BRAKE DRUM ATTACHING SCREW


ROCKWELL PART NO.	THREAD SIZE	LENGTH	O.E.M.	REPLACES
 R005018	1/2"-13	1"	ROCKWELL S-788S; BUDD 59891; MTR WHEEL 87133; FORD 355816-57	E-5018, M-1285, W-560, 13-7300

DRUM TO WHEEL BOLT ASSEMBLIES


ROCKWELL PART NO.	THREAD SIZE	LENGTH	O.E.M.	REPLACES
 R005969	5/8"-11 UNC	2"	WEBB 86221	E-5969, W-561
R005970	5/8"-18 UNF	2"	GUNITE WP-541; WEBB 86222; DAYTON 08-201140	E-5970, W-562
R005971	3/4"-10 UNC	2"	WEBB 87521	E-5971, W-563
R005972	3/4"-16 UNF	2"	GUNITE WP-845; DAYTON 08-201500	E-5972, W-564

GRADE 8


WASHERS

ROCKWELL PART NO.	O.D.	I.D.	THICKNESS	O.E.M.	REPLACES
 R002547	1-5/16"	21/32"	3/32"	ROCKWELL WA-310	E-2547, 13-6570
R002545	1-15/32"	13/16"	1/8"	ROCKWELL WA-312	E-2545, 13-6571, X-2083

LOCK NUTS

ROCKWELL PART NO.	THREAD	HEX	HIGH	COMMENTS	O.E.M.	REPLACES
 R002968	5/8"-11	15/16"	35/64"	Grade 8	HUTCHENS 37-03; ROCKWELL NL-210-1	E-2968, 13-6560
R001943	5/8"-18	15/16"	5/8"	Grade 8	HENDRICKSON 19114; WHITE 868331; GMC 9416310; NAVISTAR 685548R1; ROCKWELL NL-110Z-1	E-1943, M-2457, 13-6561
R002991	3/4"-10	1-1/8"	3/4"			E-2991, M-2458, 13-6562





COTTER PINS



PART NUMBER	LENGTH	DIAMETER	O.E.M.	REPLACES
R001559	1"	1/4"	FRUEHAUF AXA-0409-1	E-1559, 6-229, M-1069, L-1762
R002306	3"	1/4"	FRUEHAUF 103426	E-2306, 6-205

4

WHEEL BEARING ADJUSTMENT NUTS

ROCKWELL PART NO.	ACROSS FLATS	THREAD	THICKNESS	COMMENTS	O.E.M.	REPLACES
 R002296	2-1/4"	1-1/2"-12	7/16"	Outer nut	NAVISTAR 141132H; ROCKWELL 1227-B-106	E-2296, 6-354, L-1331, M-1956, TP-1970
 R004863	2-9/16"	2"-16	21/32"	Outer nut	FORD D5UZ-4255A	E-4863
 R002299	2-5/8"	1-1/2"-12	3/8"	Inner nut	ROCKWELL 1227-L-194; 1227-U-541; A-1227-A-105; FORD C9HZ-3295A	E-2299, 6-358, L-1334, M-1959, TP-1973
 R004855	2-7/8"	2-1/16"-16	3/8"	Inner & outer nut	NAVISTAR 50325R1	E-4855



WHEEL BEARING ADJUSTMENT NUTS

ROCKWELL PART NO.	ACROSS FLATS	THREAD	THICKNESS	COMMENTS	O.E.M.	REPLACES
R001251	3-1/4"	2-3/8"-16	3/8"	Outer nut	ROCKWELL 1227-Z-678	E-1251, 6-223, L-840, M-840, TP-1115
R004857	3-1/4"	2-1/2"-12	11/32"	Inner & outer nut	NAVISTAR 36415HB	E-4857
R000572	3-1/4"	2-5/8"-16	3/8"	Outer nut	ROCKWELL 1227-B-756; EATON F-1530, F-941, 820395; SPICER 10408, M10HN102; TRAILMOBILE 6-4-2; STD FORGE 103102-001	E-572, 6-201, L-178, M-684, TP-490
R002462	3-7/16"	2-5/8"-12	15/32"	Outer nut	FORD D7HZ-4245A; EATON 19186; ROCKWELL 1227-M-715, 1227-E-1045; NAVISTAR 67678R1	E-2462, 6-470, L-1361, M-1986, TP-1997
R002128	3-13/16"	2-3/8"-16	1/2"	Replacement service nut	ROCKWELL A-1227-S-877	E-2128, 6-224, L-1025, M-846, TP-1576
R000540	3-13/16"	2-5/8"-16	3/8"	Inner nut	ROCKWELL 1227-C-549; SPICER 10406; EATON F-1529, F-940; GMC 2408341; TRAILMOBILE 6-3-7; NAVISTAR 870813R1; STD FORGE 103103-002	E-540, 6-203, L-176, M-682, TP-489

WHEEL BEARING ADJUSTMENT NUTS

ROCKWELL PART NO.	ACROSS FLATS	THREAD	THICKNESS	COMMENTS	O.E.M.	REPLACES
R002303	4"	3-1/4"-12	3/8"	Inner nut	MACK 25QJ35; ROCKWELL 1227-W-517	E-2303, 6-411, L-1355, M-1980, TP-1977
R002305	4"	3-1/4"-12	3/8"	Outer nut	MACK 25QJ36; ROCKWELL 1227-R-330	E-2305, 6-412, L-1353, M-1978, TP-1978
R002468	4-1/8"	3-1/4"-12	1/2"	Inner nut	EATON 11249	E-2468, 6-482, L-1367, M-1992, TP-1943
R002550	4-3/4"	3-1/2"-12	1-1/8"	Spindle nut	FRUEHAUF ACE-008510-001	E-2550, 6-226, L-1395, M-1996

4



WHEEL BEARING THRUST WASHERS AND LOCKING RINGS

	PART NUMBER	I.D.	O.D.	THICK-NESS	O.E.M.	REPLACES
	R004878	2"	3"	1/16"	FORD B6Y-1124A	E-4878
	R002461	2-5/8"	4"	1/8"	FORD EQH-1124; EATON 30714	E-2461, 6-471, L-1360, M-1985, TP-1998
	R002237	2-41/64"	4-1/32"	1/16"	STD. FORGE 105106	E-2237, 6-230, L-1327, M-1068, TP-1783
	R002464	3"	4-1/2"	1/8"	EATON 90180	E-2464, 6-477, L-1363, M-1988, TP-1941
	R002467	3-1/4"	4-3/4"	1/8"	EATON 11245	E-2467, 6-483, L-1366, M-1991, TP-1947
	R004881	2-17/32"	3-3/4"	1/8"	NAVISTAR 36416HB	E-4881
	R004877	2-5/8"	4-1/16"	1/8"	NAVISTAR 470422C1	E-4877
	R006141	3-1/4"	4-3/4"	1/8"	NAVISTAR 581694C1	E-6141
	R004871	2-3/32"	3-7/16"	3/32"	NAVISTAR 470421C1	E-4871
	R004876	2-1/2"	3-7/8"	5/64"	GMC 3874371	E-4876
	R002301	2-1/4"	3-5/16"	1/16"	ROCKWELL 1229-S-721; SPICER 12-428; EATON 4-2210	E-2301, 6-361, L-1336, M-1961, TP-1975
	R001561	3-1/2"	5-1/16"	7/32"	FRUEHAUF AXA-0408-1	E-1561, 6-228, L-893, M-1051, TP-1193
	R001252	2-13/32"	3-13/16"	1/4"	ROCKWELL 1229-T-1996; SPICER 12-397; EATON 4-2199	E-1252, 6-222, L-1026, M-839, TP-1116
	R000573	2-41/64"	3-15/16"	1/4"	STD. FORGE 105107; FORD 7EQ-1124; EATON 820396, F-942; ROCKWELL A1229-W-2545; SPICER M10HN100	E-573, 6-202, L-177, M-683, TP-473
	R002304	3-9/32"	4-11/32"	7/32"	MACK 23QJ201; ROCKWELL 1229-U-1009; SPICER 12-418; EATON 4-2224	E-2304, 6-413, L-1354, M-1979, TP-1979

WHEEL BEARING THRUST WASHERS AND LOCKING RINGS

	PART NUMBER	I.D.	O.D.	THICK-NESS	O.E.M.	REPLACES
	R002297	1-17/32"	2-3/4"	3/16"	ROCKWELL 1229-G-475; FORD 8EB-3293; EATON 4-2207; SPICER 12-424	E-2297, 6-355, L-1333, M-1958, TP-1971
	R002298	1-33/64"	3"	3/64"	ROCKWELL 1229-F-474; FORD 8EB-1195; NAVISTAR 141131H; SPICER 12-425; EATON 4-2208	E-2298, 6-357, L-1332, M-1957, TP-1972

4

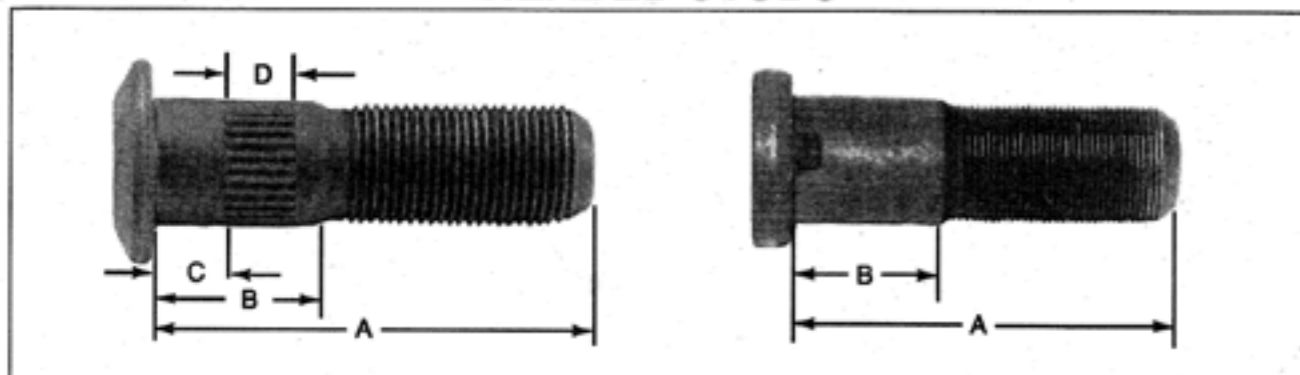
HUB CAP & O-RING

	PART NUMBER	THREAD	O.E.M.	REPLACES
	R004075 (Includes Hub Cap, O-Ring and Filler Plug)	6-1/4"-8	FRUEHAUF ACC-007538-900	E-04075, L-885

	PART NUMBER	I.D.	O.D.	O.E.M.	REPLACES
	R005500 (O-Ring)	5-1/2"	6"	FRUEHAUF AXA-0484-1	E-05500, L-1700

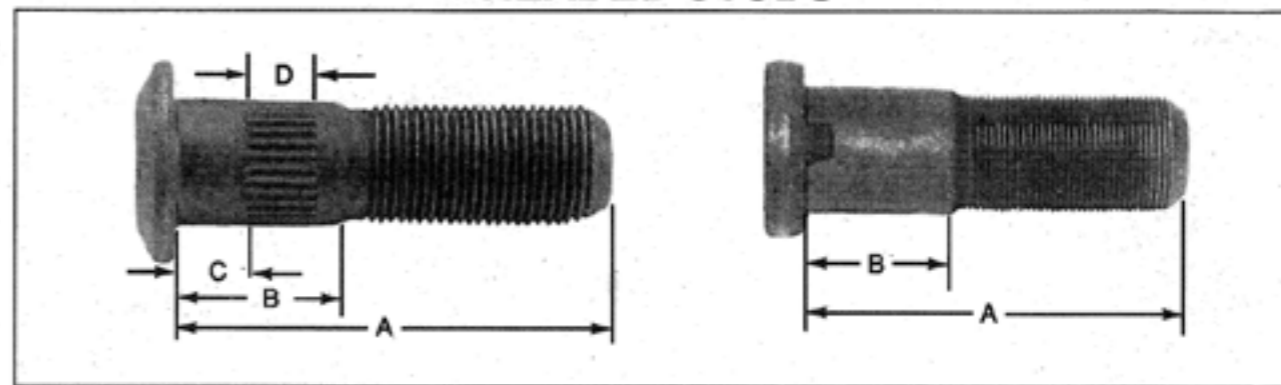


HEADED STUDS



	PART NUMBER	THREAD	"A"	"B"	"C"	"D"	REPLACES	PKG. QTY.
	20-X-1037	R.H. 9/16"-18	2-1/2"	1-1/2"	1/16"	5/8"	-	10
	20-X-288	3/4"-16	2-3/8"	1-3/16"	3/32"	25/32"	-	10
	4-X-199	R.H. 9/16"-18	3-1/4"	1-21/32"	1/16"	1-11/64"	E-5724, M-90, W-74	20
	20-X-208	R.H. 3/4"-16	2-3/8"	1-7/32"	1/8"	7/16"	E-5718R, M-84, W-168, TP-869R, X-1833, 13-1201R, 50-1160R	10
	20-X-209	L.H. 3/4"-16	2-3/8"	1-7/32"	1/8"	7/16"	E-5718L, M-85, W-169, TP-869L, X-1834, 13-1201L, 50-1160L	10
	20-X-262	R.H. 3/4"-16	2-3/8"	1-1/16"	-	-	-	20
	20-X-1034	L.H. 3/4"-16	2-3/8"	1-1/16"	-	-	-	4
	20-X-1806	R.H. 3/4"-16	2-3/8"	1-5/16"	5/16"	7/16"	20-X-592, 20-X-1004, 13-1102R, X-1080, E-4965R, W-64, M-74	10
	20-X-1805	L.H. 3/4"-16	2-3/8"	1-5/16"	5/16"	7/16"	20-X-593, 20-X-1005, 13-1102L, X-1081, E-4965L, W-65, M-75	10
	20-X-914	R.H. 3/4"-16	2-9/16"	1-3/16"	-	-	-	10
	20-X-913	L.H. 3/4"-16	2-9/16"	1-3/16"	-	-	-	1
	20-X-1810	R.H. 3/4"-16	2-5/8"	1-5/16"	1/4"	7/16"	20-X-1212, 20-X-1394, E-5870R, X-1692, 13-1112R, M-1210, W-284	10
	20-X-1809	L.H. 3/4"-16	2-5/8"	1-5/16"	1/4"	7/16"	20-X-1211, 20-X-1393, E-5870L, X-1693, 13-1112L, M-1209, W-285	10


HEADED STUDS



	PART NUMBER	THREAD	"A"	"B"	"C"	"D"	REPLACES	PKG. QTY.
	20-X-1485	R.H. 3/4"-16	2-3/4"	27/32"	-	-	-	4
	20-X-1812	R.H. 3/4"-16	2-57/64"	1-5/16"	7/16"	7/16"	20-X-1576, 20-X-1468, E-4967R, W-68, 13-1143R	10
	20-X-1811	L.H. 3/4"-16	2-57/64"	1-5/16"	7/16"	7/16"	20-X-1575, 20-X-1467, E-4967L, W-69, 13-1143L	10
	20-X-832	R.H. 3/4"-16	2-11/16"	1-1/32"	1/8"	7/16"	E-5900R, X-1905, W-399, M-2434, TP-4025R, 50-1163R, 13-1206R	4
	20-X-831	L.H. 3/4"-16	2-11/16"	1-1/32"	1/8"	7/16"	E-5900L, X-1906, W-400, M-2435, TP-4025L, 50-1163L, 13-1206L	4
	20-X-1802	R.H. 3/4"-16	2-3/4"	1-1/2"	7/16"	7/16"	20-X-1568, 20-X-1396, 20-X-1600, 13-1142R	10
	20-X-1801	L.H. 3/4"-16	2-3/4"	1-1/2"	7/16"	7/16"	20-X-1567, 20-X-1395, 20-X-1599, 13-1142L	10
	20-X-206	R.H. 3/4"-16	2-23/32"	1-1/4"	1/8"	7/16"	W-166, E-5720R, M-88, TP-871R, X-1393, 13-1203R, 50-1164R	10
	20-X-207	L.H. 3/4"-16	2-23/32"	1-1/4"	1/8"	7/16"	W-167, E-5720L, M-89, TP-871L, X-1394, 13-1203L, 50-1164L	10
	20-X-1572	R.H. 3/4"-16	3"	1-3/16"	9/16"	1/2"	E-4968R, M-80, X-1384, 13-1116R, 20-X-996, W-70	10
	20-X-1571	L.H. 3/4"-16	3"	1-3/16"	9/16"	1/2"	E-4968L, M-81, X-1385, 13-1116L, 20-X-997, W-71	10
	20-X-482	R.H. 3/4"-16	3-1/8"	1-7/8"	1/4"	1"	X-1861, M-1212, W-274, TP-4003R, E-5871R, 13-1230R, 50-1181R	4
	20-X-481	L.H. 3/4"-16	3-1/8"	1-7/8"	1/4"	1"	X-1862, M-1213, W-275, TP-4003L, E-5871L, 13-1230L, 50-1181L	4
	20-X-1980	R.H. 3/4"-16	3-7/64"	1-3/4"	-	-	20-X-1462, E-9004R, W-666, 13-2327R	4
	20-X-1979	L.H. 3/4"-16	3-7/64"	1-3/4"	-	-	20-X-1461, E-9004L, W-667, 13-2327L	4




HEADED STUDS



	PART NUMBER	THREAD	"A"	"B"	"C"	"D"	REPLACES	PKG. QTY.
	20-X-216	R.H. 3/4"-16	3-9/32"	2-1/8"	1/8"	7/16"	-	4
	20-X-217	L.H. 3/4"-16	3-9/32"	2-1/8"	1/8"	7/16"	-	4
	20-X-852	R.H. 3/4"-16	3-11/32"	2-3/16"	5/8"	1/2"	E5909R, M-1290, W-378, TP-4002R, X-1893, 13-1233R, 50-1183R	4
	20-X-853	L.H. 3/4"-16	3-11/32"	2-3/16"	5/8"	1/2"	E5909L, M-1291, W-379, TP-4002L, X-1894, 13-1233L, 50-1183L	4
	20-X-1978	R.H. 3/4"-16	3-23/64"	1-3/4"	-	-	50-1250R, W-264, E5924R, M-2420, TP-4008R, X-1913	4
	20-X-1977	L.H. 3/4"-16	3-23/64"	1-3/4"	-	-	50-1250L, W-265, E5924L, M-2421, TP-4008L, X-1914	4
	20-X-1818	R.H. 3/4"-16	3-3/8"	1-1/16"	5/16"	7/16"	20-X-1730	4
	20-X-1817	L.H. 3/4"-16	3-3/8"	2-5/16"	-	-	20-X-1729	4
	20-X-1746	R.H. 3/4"-16	3-13/32"	2-13/64"	29/32"	1/2"	E-8978R, 13-1130R	2
	20-X-1747	L.H. 3/4"-16	3-13/32"	2-13/64"	29/32"	1/2"	E-8978L, 13-1130L	2
	20-X-1776	R.H. 3/4"-16	3-1/2"	1-21/32"	5/8"	7/16"	20-X-858	1
	20-X-1775	L.H. 3/4"-16	3-13/32"	2-13/64"	29/32"	1/2"	20-X-859	1
	20-X-1312	R.H. 3/4"-16	3-35/64"	2-17/64"	-	-	M-2422, E-5916R, X-1915, 13-2321R, 50-1251R, W-262	4
	20-X-1311	L.H. 3/4"-16	3-35/64"	2-17/64"	-	-	M-2423, E-5916L, X-1916, 13-2321L, 50-1251L, W-263	4
	20-X-1464	R.H. 3/4"-16	3-23/64"	2"	-	-	E-5924R, M-2420, TP-4008R, 13-2323R, W-264, 20-X-1334	4
	20-X-1463	L.H. 3/4"-16	3-23/64"	2"	-	-	E-5924L, M-2421, TP-4008L, 13-2323L, W-265, 20-X-1335	4

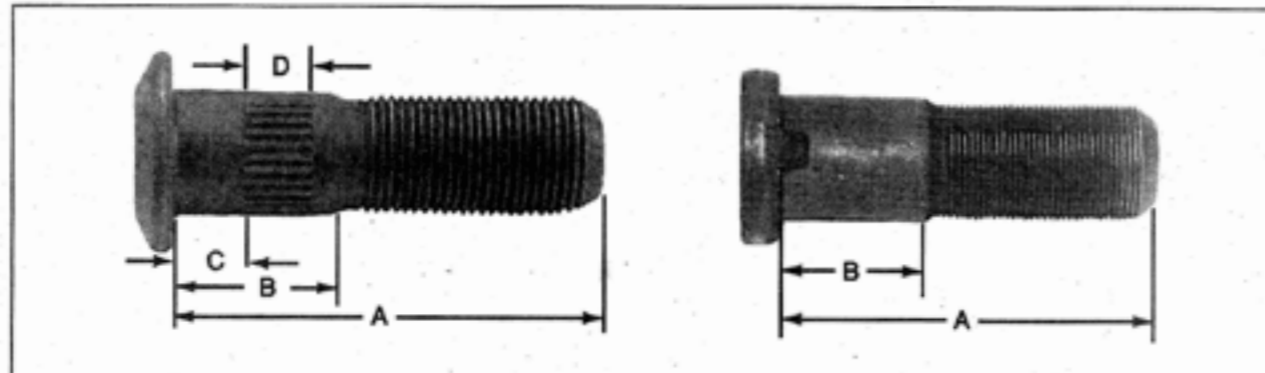
HEADED STUDS



	PART NUMBER	THREAD	"A"	"B"	"C"	"D"	REPLACES	PKG. QTY.
	20-X-348	R.H. 3/4"-16	3-5/8"	2-15/32"	1/8"	7/16"	13-1208R	2
	20-X-349	L.H. 3/4"-16	3-5/8"	2-15/32"	1/8"	7/16"	13-1208L	2
	20-X-1458	R.H. 3/4"-16	3-21/32"	2-5/16"	-	-	W-260, 20-X-1310, E-5923R, 13-2320R	4
	20-X-1457	L.H. 3/4"-16	3-21/32"	2-5/16"	-	-	W-261, 20-X-1309, E-5923L, 13-2320L	4
	20-X-1284	R.H. 3/4"-16	3-21/32"	2-19/32"	13/32"	1"	W-272, E-5908R, X-1895, M-1292, 13-1252R, 20-X-488	4
	20-X-1285	L.H. 3/4"-16	3-21/32"	2-19/32"	13/32"	1"	W-273, E-5908L, X-1896, M-1293, 13-1252L, 20-X-487	4
	20-X-1472	R.H. 3/4"-16	3-3/4"	2-1/16"	-	-	20-X-1308, 13-2325R, W-638	4
	20-X-1471	L.H. 3/4"-16	3-3/4"	2-1/16"	-	-	20-X-1307, 13-2325L, W-639	4
	20-X-1282	R.H. 3/4"-16	3-7/8"	2-7/16"	5/8"	1"	-	4
	20-X-1283	L.H. 3/4"-16	3-7/8"	2-7/16"	5/8"	1"	-	4
	20-X-490	R.H. 3/4"-16	4-1/16"	2-19/32"	13/32"	1"	W-672	4
	20-X-489	L.H. 3/4"-16	4-1/16"	2-19/32"	13/32"	1"	W-673	4
	4-X-1731	R.H. 7/8"-14	4-11/64"	2-45/64"	1/8"	7/16"	-	2
	20-X-512	R.H. 15/16"-12	3-29/32"	2-11/32"	5/8"	9/16"	M-1298, TP-4115R, 13-2501R, W-382, 50-1196R	4
	20-X-511	L.H. 15/16"-12	3-29/32"	2-11/32"	5/8"	9/16"	M-1298, TP-4115L, 13-2501L, W-383, 50-1196L	4



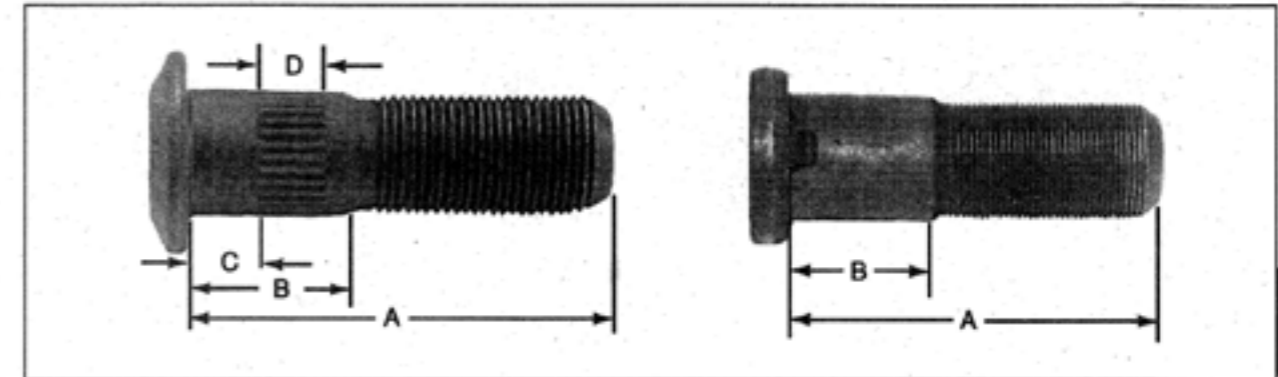
HEADED STUDS



	PART NUMBER	THREAD	"A"	"B"	"C"	"D"	REPLACES	PKG. QTY.
	20-X-1826	R.H. 15/16"-12	4-31/32"	1-31/32"	17/32"	7/16"	20-X-1420	2
	20-X-1825	L.H. 15/16"-12	4-31/32"	1-31/32"	17/32"	7/16"	20-X-1421	2
	20-X-368	R.H. 1-1/8"-16	2-19/32"	1-3/8"	3/16"	3/8"	M-1216, TP-791R, 13-1606R, X-1721, 50-1083R, W-354	4
	20-X-367	L.H. 1-1/8"-16	2-19/32"	1-3/8"	3/16"	3/8"	M-1217, TP-791L, 13-1606L, X-1722, 50-1083L, W-355	4
	20-X-1564	R.H. 1-1/8"-16	2-21/32"	1-3/16"	3/16"	3/8"	E-5897R, M-1218, W-292, X-1723, TP-4014R, 13-1601R, 20-X-378	4
	20-X-1563	L.H. 1-1/8"-16	2-21/32"	1-3/16"	3/16"	3/8"	E-5897L, M-1219, W-293, X-1724, TP-4014L, 13-1601L, 20-X-377	4
	20-X-390	R.H. 1-1/8"-16	2-13/16"	1-3/16"	3/16"	3/8"	E-5749R, X-1725, W-243, TP-789R, M-1116, 13-1604R, 20-X-372	4
	20-X-379	L.H. 1-1/8"-16	2-13/16"	1-3/16"	3/16"	3/8"	E-5749L, X-1726, W-242, TP-789L, M-1117, 13-1604L, 20-X-371	4
	20-X-676	R.H. 1-1/8"-16	2-27/32"	1-5/8"	9/16"	3/8"	W-360, 13-1611R	4
	20-X-675	L.H. 1-1/8"-16	2-27/32"	1-5/8"	9/16"	3/8"	W-361, 13-1611L	4
	20-X-1536	R.H. 1-1/8"-16	2-31/32"	1-9/16"	1/8"	7/16"	-	2
	20-X-1537	L.H. 1-1/8"-16	2-31/32"	1-9/16"	1/8"	7/16"	-	2
	20-X-584	R.H. 1-1/8"-16	3"	1-25/32"	1/4"	1"	E-5750R, X-1727, W-244, M-1118, TP-793R, 13-1608R, 50-1085R	4
	20-X-585	L.H. 1-1/8"-16	3"	1-25/32"	1/4"	1"	E-5750L, X-1728, W-245, M-1119, TP-793L, 13-1608L, 50-1085L	4
	20-X-746	R.H. 1-1/8"-16	3-5/32"	1-11/16"	9/16"	3/8"	20-X-742, W-290, E-5899R, 13-1612R	4
	20-X-747	L.H. 1-1/8"-16	3-5/32"	1-11/16"	9/16"	3/8"	20-X-743, W-291, E-5899L, 13-1612L	4




HEADED STUDS



	PART NUMBER	THREAD	"A"	"B"	"C"	"D"	REPLACES	PKG. QTY.
	20-X-588	R.H. 1-1/8"-16	3-3/16"	1-11/16"	1/4"	1"	E-5898R, M-1250, TP-4012R, 13-1610R, 50-1089R, W-294, X-1931	4
	20-X-589	L.H. 1-1/8"-16	3-3/16"	1-11/16"	1/4"	1"	E-5898L, M-1251, TP-4012L, 13-1610L, 50-1089L, W-295, X-1932	4
	20-X-1860	R.H. 1-1/8"-16	3-1/2"	1-3/16"	3/16"	7/16"	20-X-376	4
	20-X-1859	L.H. 1-1/8"-16	3-1/2"	1-3/16"	3/16"	7/16"	20-X-375	4
	20-X-1478	R.H. 1-1/8"-16	3-15/32"	1-9/16"	1/8"	7/16"	E-9001R, W-330	4
	20-X-1477	L.H. 1-1/8"-16	3-15/32"	1-9/16"	1/8"	7/16"	E-9001L, W-331	4
	20-X-590	R.H. 1-1/8"-16	3-17/32"	2-3/16"	1/4"	1"	-	4
	20-X-591	L.H. 1-1/8"-16	3-17/32"	2-3/16"	1/4"	1"	-	2
	20-X-1754	R.H. 1-1/8"-16	3-9/16"	1-27/32"	63/64"	1/2"	13-1625R, E-8966R, W-890R	2
	20-X-1755	L.H. 1-1/8"-16	3-9/16"	1-27/32"	63/64"	1/2"	13-1625L, E-8966L, W-890L	2
	20-X-1476	R.H. 1-1/8"-16	3-3/4"	2-1/16"	5/8"	7/16"	M-2478, TP-4326R, 50-1098R, W-332, 13-1623R	2
	20-X-1475	L.H. 1-1/8"-16	3-3/4"	2-1/16"	5/8"	7/16"	M-2479, TP-4326L, 50-1098L, W-333, 13-1623L	2
	20-X-1974	R.H. 1-1/8"-16	3-15/32"	1-11/16"	-	-	20-X-1480	2
	20-X-1973	L.H. 1-1/8"-16	3-15/32"	1-11/16"	-	-	20-X-1479	2
	20-X-1976	R.H. 1-1/8"-16	3-3/4"	1-11/16"	-	-	20-X-1656	2
	20-X-1975	L.H. 1-1/8"-16	3-3/4"	1-11/16"	-	-	20-X-1655	2

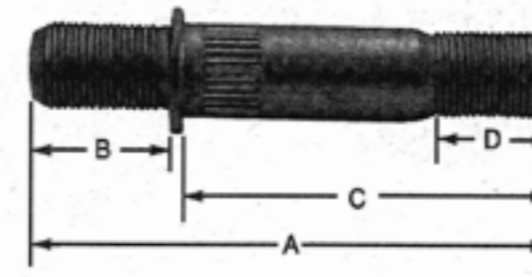


HEADED STUDS



	PART NUMBER	THREAD	"A"	"B"	"C"	"D"	REPLACES	PKG. QTY.
	20-X-1848	R.H. 1-1/8"-16	3-53/64"	1-5/16"	5/8"	7/16"	20-X-752, 20-X-1326, 20-X-1476, 20-X-1532	2
	20-X-1847	L.H. 1-1/8"-16	3-53/64"	1-5/16"	5/8"	7/16"	20-X-751, 20-X-1325, 20-X-1475, 20-X-1532	2
	20-X-1530	R.H. 1-1/8"-16	3-31/32"	1-3/8"	5/8"	7/16"	-	2
	20-X-1531	L.H. 1-1/8"-16	3-31/32"	1-3/8"	5/8"	7/16"	-	2
	20-X-1590	R.H. 1-1/8"-16	4-1/2"	1-3/8"	1/4"	1"	-	2
	20-X-1589	L.H. 1-1/8"-16	4-1/2"	1-3/8"	1/4"	1"	-	2
	20-X-1422	R.H. 1-5/16"-12	4"	2-1/16"	3/16"	1/2"	13-1680R	1
	20-X-1423	L.H. 1-5/16"-12	4"	2-1/16"	3/16"	1/2"	13-1680L	1
	20-X-2270	R.H. 1-5/16"-12	4-7/16"	1-9/16"	3/16"	1/2"	-	1
	20-X-2271	L.H. 1-5/16"-12	4-7/16"	1-9/16"	3/16"	1/2"	-	1

SHOULDER STUDS

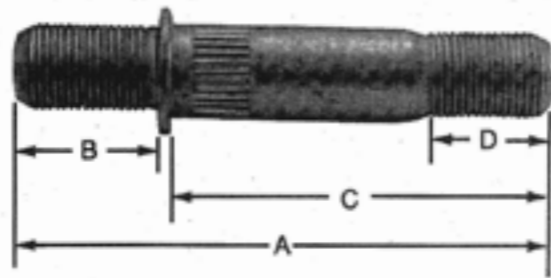


	PART NUMBER	THREAD WHEEL END	THREAD DRUM/ROTOR END	"A"	"B"	"C"	"D"	REPLACES	PKG. QTY.
	20-X-274	3/4"-16	3/4"-10	4-11/16"	1-7/8"	2-5/16"	1-3/16"	-	4
	20-X-1042	3/4"-16	3/4"-10	5-9/16"	2-3/4"	2-5/16"	1-3/16"	-	4
	20-X-606	R.H. 3/4"-16	3/4"-16	3-11/32"	1-1/4"	2"	1"	E-5713R, M-1164, TP-872R, X-1606, 13-1301R, W-205	10
	20-X-605	L.H. 3/4"-16	3/4"-16	3-11/32"	1-1/4"	2"	1"	E-5713L, M-1165, TP-872L, X-1607, 13-1301L, W-206	10
	20-X-860	R.H. 3/4"-16	3/4"-16	3-9/16"	1-3/4"	1-5/8"	3/4"	-	2
	20-X-861	L.H. 3/4"-16	3/4"-16	3-9/16"	1-3/4"	1-5/8"	3/4"	-	2
	20-X-54	R.H. 3/4"-16	3/4"-16	3-19/32"	1-11/32"	2-1/16"	1-3/16"	M-48, TP-828R, 13-1002R, W-38, E-5556R, X-1558, 67310	10
	20-X-55	L.H. 3/4"-16	3/4"-16	3-19/32"	1-11/32"	2-1/16"	1-3/16"	M-49, TP-828L, 13-1002L, W-39, E-5556L, X-1559, 67228	10
	20-X-604	R.H. 3/4"-16	3/4"-16	3-5/8"	1-1/4"	2-9/32"	1"	E-5714R, M-1166, TP-873R, X-1608, 13-1302R, W-207, 50-1062R	10
	20-X-603	L.H. 3/4"-16	3/4"-16	3-5/8"	1-1/4"	2-9/32"	1"	E-5714L, M-1167, TP-873L, X-1609, 13-1302L, W-208, 50-1062L	10
	20-X-38	R.H. 3/4"-16	3/4"-16	3-23/32"	1-11/32"	2-3/16"	1-1/8"	E-5559R, M-50, TP-827R, X-1562, W-40, 67228, 13-1003R	10
	20-X-37	L.H. 3/4"-16	3/4"-16	3-23/32"	1-11/32"	2-3/16"	1-1/8"	E-5559L, M-51, TP-827L, X-1563, 13-1003L, W-41	10

4

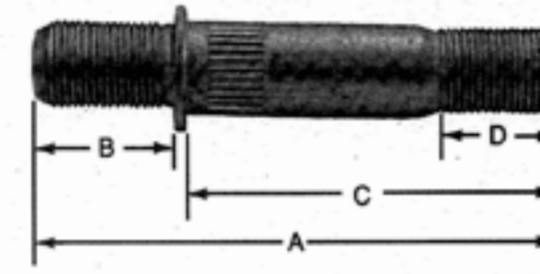


SHOULDER STUDS



	PART NUMBER	THREAD WHEEL END	THREAD DRUM/ ROTOR END	"A"	"B"	"C"	"D"	REPLACES	PKG. QTY.
	20-X-52	R.H. 3/4"-16	3/4"-16	3-31/32"	1-11/32"	2-7/16"	1-17/64"	E-5561R, M-52, TP-832R, X-1568, 13-1004R, W-42	10
	20-X-53	L.H. 3/4"-16	3/4"-16	3-31/32"	1-11/32"	2-7/16"	1-17/64"	E-5561L, M-53, TP-823L, X-1569, 13-1004L, W-43	10
	20-X-86	R.H. 3/4"-16	3/4"-16	4-1/32"	1-11/32"	2-1/2"	1-7/32"	E-5580R, M-55, TP-831R, X-1572, 13-1005R, 67232 W-44	10
	20-X-85	L.H. 3/4"-16	3/4"-16	4-1/32"	1-11/32"	2-1/2"	1-7/32"	E-5580L, M-54, TP-831L, X-1573, 13-1005L, W-45	10
	20-X-70	R.H. 3/4"-16	3/4"-16	4-11/32"	1-11/32"	2-13/16"	1-1/32"	E-5585R, M-58, TP-899R, X-1578, 13-1007R, W-48, 67235	10
	20-X-71	L.H. 3/4"-16	3/4"-16	4-11/32"	1-11/32"	2-13/16"	1-1/32"	E-5585L, M-59, TP-899L, X-1579, 13-1007L, W-49	10
	20-X-66	R.H. 3/4"-16	3/4"-16	4-17/32"	1-11/32"	3"	1-3/32"	E-5553R, M-60, TP-826R, X-1580, 13-1008R, W-50	10
	20-X-67	L.H. 3/4"-16	3/4"-16	4-17/32"	1-11/32"	3"	1-3/32"	E-5553L, M-61, TP-826L, X-1581, 13-1008L, W-51	10
	20-X-602	R.H. 3/4"-16	3/4"-16	4-5/8"	1-1/4"	3-9/32"	1"	E-5589R, M-1170, TP-868R, X-1616, 13-1305R, W-215, 50-1064R	10
	20-X-601	L.H. 3/4"-16	3/4"-16	4-5/8"	1-1/4"	3-9/32"	1"	E-5589L, M-1171, TP-868L, X-1617, 13-1305L, W-216, 50-1064L, 67298	10
	20-X-1750	R.H. 3/4"-16	3/4"-16	4-3/4"	1-9/32"	3-3/8"	1-17/32"	W-1039R, 13-1309R	2
	20-X-1751	L.H. 3/4"-16	3/4"-16	4-3/4"	1-9/32"	3-3/8"	1-17/32"	W-1039L, 13-1309L	2
	20-X-142	R.H. 3/4"-16	3/4"-16	4-27/32"	1-11/32"	3-5/16"	1"	21942	4
	20-X-143	L.H. 3/4"-16	3/4"-16	4-27/32"	1-11/32"	3-5/16"	1"	21943	4

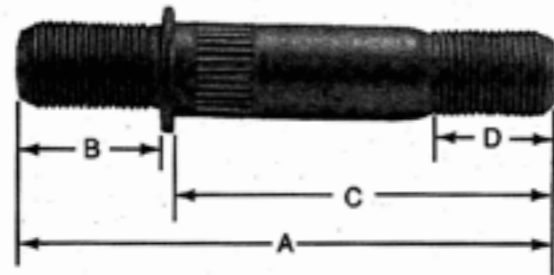
SHOULDER STUDS



	PART NUMBER	THREAD WHEEL END	THREAD DRUM/ ROTOR END	"A"	"B"	"C"	"D"	REPLACES	PKG. QTY.
	20-X-42	R.H. 3/4"-16	3/4"-16	5-1/32"	1-11/32"	3-1/2"	1-1/32"	E-5557R, M-63, TP-829R, X-1588, 13-1009R, W-52	4
	20-X-41	L.H. 3/4"-16	3/4"-16	5-1/32"	1-11/32"	3-1/2"	1-1/32"	E-5557L, M-62, TP-829L, X-1589, 13-1009L, W-53	4
	20-X-434	R.H. 3/4"-16	7/8"-14	3-11/16"	1-7/16"	1-25/32"	1-3/32"	TP-4315R	4
	20-X-435	L.H. 3/4"-16	7/8"-14	3-11/16"	1-7/16"	1-25/32"	1-3/32"	TP-4315L	4
	20-X-1896	R.H. 3/4"-16	7/8"-14	4"	1-29/64"	2-9/64"	1-5/16"	-	4
	20-X-1895	L.H. 3/4"-16	7/8"-14	4"	1-29/64"	2-9/64"	1-5/16"	-	4
	20-X-1228	R.H. 3/4"-16	7/8"-14	4"	1-7/16"	2-3/32"	1-1/4"	E-5920R, M-2449, TP-4011R, X-1941, 13-2442R, W-320	4
	20-X-1227	L.H. 3/4"-16	7/8"-14	4"	1-7/16"	2-3/32"	1-1/4"	E-5920L, M-2448, TP-4011L, X-1942, 13-2442L, W-321	4
	20-X-436	R.H. 3/4"-16	7/8"-14	4-1/4"	1-7/16"	2-13/32"	1-23/32"	E-5919R, M-2450, TP-4010R, X-1943, 13-2441R, W-318	4
	20-X-437	L.H. 3/4"-16	7/8"-14	4-1/4"	1-7/16"	2-13/32"	1-23/32"	E-5919L, M-2451, TP-4010L, X-1944, 13-2441L, W-319	4
	20-X-2272	R.H. 3/4"-16	7/8"-14	4-1/2"	1-3/4"	2-1/2"	15/16"	-	2
	20-X-1234	R.H. 3/4"-16	7/8"-14	4-15/16"	1-7/16"	3-3/32"	1-9/32"	E-5918R, M-2452, TP-4009R, X-1945, 13-2440R, W-316, 20-X-526	4
	20-X-1233	L.H. 3/4"-16	7/8"-14	4-15/16"	1-7/16"	3-3/32"	1-9/32"	E-5918L, M-2453, TP-4009L, X-1946, 13-2440L, W-317, 20-X-525	4
	4-X-996	R.H. 7/8"-14	7/8"-14	3-25/32"	1-17/32"	1-7/8"	15/16"	13-2462	4

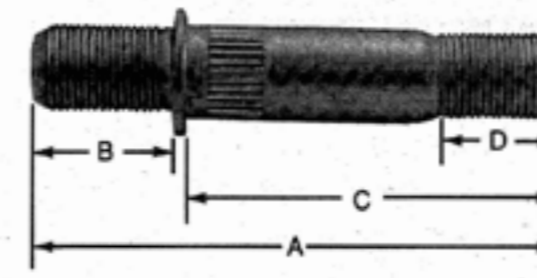


SHOULDER STUDS



	PART NUMBER	THREAD WHEEL END	THREAD DRUM/ ROTOR END	"A"	"B"	"C"	"D"	REPLACES	PKG. QTY.
	4-X-1735	R.H. 7/8"-14	7/8"-14	4-1/32"	1-13/16"	1-7/8"	15/16"		4
	20-X-2128	R.H. 7/8"-14	7/8"-14	4-1/4"	2-5/64"	1-7/8"	15/16"	E-9006, W-631, 13-2464	2
	4-X-1009	R.H. 7/8"-14	7/8"-14	4-5/8"	2-7/16"	1-7/8"	15/16"	13-2463	4
	20-X-1928	R.H. 7/8"-14	7/8"-14	5"	2-13/16"	1-7/8"	15/16"	W-499, X-1899, 13-2460, 4-X-1010	4
	20-X-2144	R.H. 7/8"-14	7/8"-14	5-5/8"	3-7/16"	1-7/8"	15/16"	E-9007, W-630, 13-2461	1
	20-X-446	R.H. 15/16"-12	1"-14	4-7/8"	1-7/8"	2-3/4"	1-1/4"	W-308, E-8943R, X-1632	2
	20-X-447	L.H. 15/16"-12	1"-14	4-7/8"	1-7/8"	2-3/4"	1-1/4"	W-309, E-8943L, X-1633	4
	20-X-90	R.H. 1-1/8"-16	3/4"-16	3-3/16"	1-19/32"	1-19/32"	7/8"	W-322, E-3723R	4
	20-X-89	L.H. 1-1/8"-16	3/4"-16	3-3/16"	1-19/32"	1-19/32"	7/8"	W-323, E-3723L	4
	20-X-936	R.H. 1-1/8"-16	3/4"-16	3-25/32"	1-1/2"	2-9/32"	1-7/16"	13-1426R	4
	20-X-937	L.H. 1-1/8"-16	3/4"-16	3-25/32"	1-1/2"	2-9/32"	1-7/16"	13-1426L	4


SHOULDER STUDS




	PART NUMBER	THREAD WHEEL END	THREAD DRUM/ ROTOR END	"A"	"B"	"C"	"D"	REPLACES	PKG. QTY.
	20-X-1966	R.H. 1-1/8"-16	3/4"-16	4-25/32"	1-5/8"	2-31/32"	1-23/64"	20-X-1756	1
	20-X-1965	L.H. 1-1/8"-16	3/4"-16	4-25/32"	1-5/8"	2-31/32"	1-23/64"	20-X-1755	1
	20-X-2234	R.H. 1-1/8"-16	3/4"-16	5-5/16"	1-19/32"	3-41/64"	1"	20-X-1760, W-640	2
	20-X-2233	L.H. 1-1/8"-16	3/4"-16	5-5/16"	1-19/32"	3-41/64"	1"	20-X-1761, W-641	2
	20-X-306	R.H. 1-1/8"-16	7/8"-14	3-3/4"	1-7/8"	1-7/8"	1-5/64"		2
	20-X-305	L.H. 1-1/8"-16	7/8"-14	3-3/4"	1-7/8"	1-7/8"	1-5/64"		2
	20-X-308	R.H. 1-1/8"-16	7/8"-14	3-7/8"	2"	1-7/8"	1-5/64"		4
	20-X-307	L.H. 1-1/8"-16	7/8"-14	3-7/8"	2"	1-7/8"	1-5/64"		4
	20-X-1868	R.H. 1-1/8"-16	7/8"-14	4-1/8"	2-3/16"	1-15/16"	1-1/8"	E-5922R, M-2446, TP-4016R, X-1947, 13-2401R, W-314, 20-X-1242	4
	20-X-1867	L.H. 1-1/8"-16	7/8"-14	4-1/8"	2-3/16"	1-15/16"	1-1/8"	E-5922L, M-2447, TP-4016L, X-1948, 13-2401L, W-315, 20-X-1241	4
	20-X-690	R.H. 1-3/16"-12	1"-14	6-19/32"	2"	3-7/8"	1-5/16"		2
	20-X-689	L.H. 1-3/16"-12	1"-14	6-19/32"	2"	3-7/8"	1-5/16"		1



CAP NUTS FOR SINGLE & DUAL MOUNTED WHEELS


	PART NUMBER	THREAD	ACROSS FLATS	THICKNESS	REPLACES	APPLICATION INFORMATION
	1199-R-1812	R.H. 1-1/8"-16	1-15/32"	1-7/64"	E-5579R, X-1420, M-166, 13-3016R, W-115	Single wheels.
1199-Q-1811	L.H. 1-1/8"-16	1-15/32"	1-7/64"	E-5579L, X-1421, M-167, 13-3016L, W-116	Single wheels.	
1199-H-112	R.H. 3/4"-16	1-15/32"	7/8"	-	Outer	
1199-G-111	L.H. 3/4"-16	1-15/32"	7/8"	-	Outer	
1199-N-118	R.H. 1-1/8"-16	1-15/32"	7/8"	-	Outer	
1199-M-117	L.H. 1-1/8"-16	1-15/32"	7/8"	-	Outer	
1199-B-1432	R.H. 1-1/8"-16	1-3/4"	1"	M-140G, 51-1014R, TP-4600R, W-426, 13-3019R, X-1362, E-6060R	Outer, dual wheels.	
1199-C-1433	L.H. 1-1/8"-16	1-3/4"	1"	M-140H, 51-1014L, TP-4600L, W-427, 13-3019L, X-1363, E-6060L	Outer, dual wheels.	
1199-D-1200	R.H. 1-3/16"-12	1-3/4"	1-3/8"	E-5577R, X-1414, M-140C, W-424, 13-3018R	Outer, dual wheels. SD-472 series axles.	
1199-E-1201	L.H. 1-3/16"-12	1-3/4"	1-3/8"	E-5577L, X-1415, M-140D, W-425, 13-3018L	Outer, dual wheels. SD-472 series axles.	
1199-X-1350	R.H. 1-5/16"-12	1-3/4"	1-3/8"	M-140E, 51-5015R, E-5576R, X-1416, 13-3017R, W-154, TP-729R	Outer, dual wheels.	
1199-Y-1351	L.H. 1-5/16"-12	1-3/4"	1-3/8"	M-140F, 51-5015L, E-5576L, X-1417, 13-3017L, W-155, TP-729L	Outer, dual wheels.	

INNER CAP NUTS FOR DUAL MOUNTED WHEELS

	PART NUMBER	OUTER THREAD	INNER THREAD	LENGTH	REPLACES	APPLICATION INFORMATION
	1199-J-114	R.H. 1-1/8"-16	3/4"-16	2-1/8"	E-5549R, M-128, TP-701R, X-1828, 13-3005R, 67209, 51-1005R, W-11	Steel wheels.
1199-K-115	L.H. 1-1/8"-16	3/4"-16	2-1/8"	E-5549L, M-129, TP-701L, X-1829, 13-3005L, 67210, 51-1005L, W-12	Steel wheels.	
3280-T-7872	R.H. 1-1/8"-16	3/4"-16	2-13/16"	E-5548R, 13-3020R	Aluminum wheels.	
3280-S-7871	L.H. 1-1/8"-16	3/4"-16	2-13/16"	E-5548L, 13-3020L	Aluminum wheels.	
1199-V-1348	R.H. 1-5/16"-12	15/16"-12	3"	E-5575R, M-140A, TP-727R, X-1411, 13-3010R, 67266, 51-1008R, W-160	Steel wheels.	
1199-W-1349	L.H. 1-5/16"-12	15/16"-12	3"	E-5575L, M-140B, TP-727L, X-1412, 13-3010L, 67267, 51-1008L, W-161	Steel wheels.	


4

LOCKING WHEEL NUTS

	PART NUMBER	THREAD	ACROSS FLATS	THICKNESS	REPLACES	APPLICATION INFORMATION
	1227-Q-1239	3/4"-16	1-3/32"	21/32"	-	
1199-B-2160	7/8"-14	1-1/2"	29/32"	E-5710, M-144, 13-3000		
1227-Z-780	7/16"-20	11/16"	7/16"	-		
A-1227-Z-1404	7/8"-14	1-5/16"	7/8"	-		
1199-R-616	7/8"-14	1-1/2"	1-3/8"	E-5711, M-145, W-235, 13-3001		



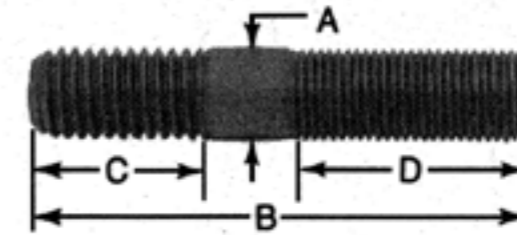
4X SERIES - DRIVE FLANGE STUDS ①



PART NUMBER	"A"	"B"	"C" HUB END		"D" NUT END		REPLACES	QTY. PER PACK	COMMENTS
			THREAD	LENGTH	THREAD	LENGTH			
4-X-1628	1/2"	2-3/4"	1/2"-13	1"	1/2"-20	1-23/64"	-	20	Use in counterbored holes only.
4-X-1612	9/16"	2-1/2"	9/16"-12	27/32"	9/16"-18	29/32"	E-5944, TP-4700, L-1532	20	Use in counterbored holes only.
4-X-1589	9/16"	3-1/4"	9/16"-12	1-5/32"	9/16"-18	61/64"	E-5945	20	Use in counterbored holes only.
4-X-1445	5/8"	2-3/4"	5/8"-11	13/16"	5/8"-18	1-3/8"	4-X-1359	20	
4-X-1613	5/8"	2-3/4"	5/8"-11	15/16"	5/8"-18	61/64"	-	20	Use in counterbored holes only.
4-X-1027	5/8"	3-11/16"	5/8"-11	1-17/32"	5/8"-18	1-1/8"	L-1529, M-2524, 54-1621, 13-7026, E-5872	20	Use in counterbored holes only.
4-X-1444	5/8"	3-3/4"	5/8"-11	13/16"	5/8"-18	1-9/16"	-	20	
4-X-1435	5/8"	3-7/8"	5/8"-11	13/16"	5/8"-18	2"	-	10	
4-X-1443	5/8"	5-1/8"	5/8"-11	13/16"	5/8"-18	1-25/32"	-	2	
4-X-1335	3/4"	3-1/16"	3/4"-10	1-1/32"	3/4"-16	1-5/8"	-	4	Use in counterbored holes only.
4-X-1289	3/4"	3-5/16"	3/4"-10	1-1/8"	3/4"-10	2"	-	10	
4-X-1207	3/4"	3-3/4"	3/4"-10	1-1/8"	3/4"-16	1-1/2"	E-4960, L-1531, M-2526, 13-7050	10	Use in counterbored holes only.
4-X-83	7/8"	2-3/4"	7/8"-14	1-1/8"	7/8"-14	1-1/4"	-	10	
4-X-1249	7/8"	2-15/16"	7/8"-14	1-1/4"	7/8"-14	1-1/8"	-	10	
4-X-1736	7/8"	3-1/32"	7/8"-9	1-3/16"	7/8"-14	1-1/4"	-	2	
4-X-1248	7/8"	3-11/16"	7/8"-14	1-3/8"	7/8"-14	1-1/2"	-	4	

① All 4X series studs are Grade 8.

SC SERIES - DRIVE FLANGE STUDS ②




PART NUMBER	"A"	"B"	"C" HUB END		"D" NUT END		REPLACES	QTY. PER PACK	COMMENTS
			THREAD	LENGTH	THREAD	LENGTH			
SC-716	7/16"	2"	7/16"-14	21/32"	7/16"-20	45/64"	E-5793	20	Grade 5
SC-716-1	7/16"	2"	7/16"-14	21/32"	7/16"-20	45/64"	E-5793	20	Grade 8
SC-717	7/16"	2-1/8"	7/16"-14	21/32"	7/16"-20	45/64"	13-7005	20	Grade 5
SC-718	7/16"	2-1/4"	7/16"-14	21/32"	7/16"-20	45/64"	TP-4707, L-1519	20	Grade 5
SC-718-1	7/16"	2-1/4"	7/16"-14	21/32"	7/16"-20	45/64"	E-5796, L-1519, 13-7000	50	Grade 8
SC-819	1/2"	2-3/8"	1/2"-13	3/4"	1/2"-20	13/16"	L-1520, TP-4709, M-2520	50	Grade 5
SC-819-1	1/2"	2-3/8"	1/2"-13	3/4"	1/2"-20	13/16"	E-5798, L-1520, 13-7010	50	Grade 8
SC-820-1	1/2"	2-1/2"	1/2"-13	3/4"	1/2"-20	13/16"	-	20	Grade 8
SC-1020-1	5/8"	2-1/2"	5/8"-11	15/16"	5/8"-18	1"	E-5946, L-2095	4	Grade 8
SC-1022-1	5/8"	2-3/4"	5/8"-11	15/16"	5/8"-18	1"	E-5800, L-1525, TP-4718	10	Grade 8
SC-1023	5/8"	2-7/8"	5/8"-11	15/16"	5/8"-18	1"	L-1526	20	Grade 5
SC-1023-1	5/8"	2-7/8"	5/8"-11	15/16"	5/8"-18	1"	E-5947, L-1526, 13-7023	10	Grade 8
SC-1024-1	5/8"	3"	5/8"-11	15/16"	5/8"-18	1"	-	10	Grade 8
SC-1026	5/8"	3-1/4"	5/8"-11	15/16"	5/8"-18	1"	L-2959	20	Grade 5
SC-1026-1	5/8"	3-1/4"	5/8"-11	15/16"	5/8"-18	1"	E-5949, L-2959, 13-7029	10	Grade 8
SC-1027	5/8"	3-3/8"	5/8"-11	15/16"	5/8"-18	1"	E-5951, L-1529	20	Grade 5








② All SC series studs are for use in counterbored holes only.










DOWEL

	PART NUMBER	LENGTH	LARGE DIA.	QTY. PER PACK	REPLACES	APPLICATION INFORMATION
	1246-W-231	11/16"	5/16"	50	-	Brake chamber bracket.

GASKETS

	PART NUMBER	I.D.	O.D.	BOLT CIRCLE	HOLE DIA.	NO. OF HOLES	REPLACES	APPLICATION INFORMATION
	2208-Y-363	3-5/8"	5-3/16"	4-1/2"	11/32"	6	2208-M-819	FF-941, FF-961, FG-941, FD-931, FC-931 series axles.
	2208-N-820	4-1/2"	6-3/8"	5-9/16"	11/32"	6	2208-J-348	FL-931 series axles.
	2208-J-426	4-9/16"	6-3/16"	5-5/16"	9/16"	8	E-2433, M-2532, L-1504, 7-277, 13-7108	H-150 & 700-C series axles.
	2208-J-582	4-9/16"	6-3/16"	5-5/16"	9/16"	16	-	H series axles.
	2208-N-430	4-27/32"	6-3/16"	5-1/2"	11/32"	6	E-974	T-16000 series axles.
	2208-X-492	4-7/8"	6-1/2"	5-7/8"	11/32"	6	-	FE-975 series axles.
	2208-F-422	5"	6-3/8"	5-11/16"	15/32"	12	E-2438, M-2533, L-1503, 7-279, 13-7112	900-C series axles.

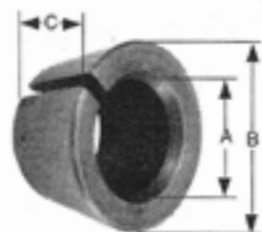
GASKETS

	PART NUMBER	I.D.	O.D.	BOLT CIRCLE	HOLE DIA.	NO. OF HOLES	REPLACES	APPLICATION INFORMATION
	2208-Z-390	5-1/8"	6-15/16"	6"	25/64"	6	-	1681, 1684, 2655 and 16600 series axles.
	2208-Z-416	5-11/16"	7-7/16"	6-1/2"	17/32"	12	M-2535, L-1506, 13-7114, 7-280	Q-100 series axles.
	2208-L-402	5-3/4"	7"	6-5/16"	11/32"	6	-	58352-W series axles.
	2208-X-440	5-3/4"	8-3/8"	7"	21/32"	8	2208-W-413, E-2435, M-2536, 13-7116, E2341	SQHD, SQHP, SQ-100/P & SCR-100/P single-reduction forward-rear & rear-rear drive axles.
	2208-V-438	6"	8-1/4"	7-1/16" 7-1/4"	51/64" 39/64"	5 10	-	59015-DW series axles.
	2208-W-335	6"	8-1/4"	7-1/4"	39/64"	10	-	59600-W series axles.
	2208-M-403	6-3/8"	7-1/2"	6-15/16"	11/32"	6	-	59145-W series axles.

4

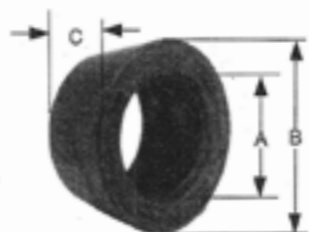


DOWELS - SPLIT



PART NUMBER	A	B	C	REPLACES	APPLICATION INFORMATION
1246-Z-234	7/16"	11/16"	13/32"	E-5952, M-2527, TP-746, L-1513, 13-7204, 54-1632, 67543	
1246-B-28	35/64"	7/8"	15/32"	M-2528, TP-748, L-1516, 13-7210, 67545, 54-1635, E-5957	
1246-Y-233	5/8"	1"	15/32"	13-7216, E-5960, M-987, TP-745, L-1517, 67546	
1246-L-350	3/4"	1-1/8"	1/2"	L-2957, 13-7224, 1246-X-338	

DOWELS - SOLID



PART NUMBER	A	B	C	REPLACES	APPLICATION INFORMATION
1246-Z-1170	7/16"	3/4"	13/32"	E-5737, M-982, TP-740, L-1514, 13-7202, 54-1630, 67544, 1246-X-232	F series wheel ends.
1246-U-1165	9/16"	15/16"	15/32"	1246-V-282	Coach series wheel ends.
1246-A-1171	1/2"	13/16"	13/32"	13-7208, M-985, TP-743, L-1515, 54-1634, E-5740, 1246-T-306	L series wheel ends.
1246-V-1166	5/8"	1"	9/16"	M-2529, TP-749, L-1518, 13-7218, 54-1638, 67547, E-5960, 1246-D-290	R, T, U and W series wheel ends.











WHEEL BEARING ADJUSTMENT NUTS

	PART NUMBER	ACROSS FLATS	THREAD	THICKNESS	REPLACES	APPLICATION INFORMATION
	1227-B-106	2-1/4"	1-1/2"-12	7/16"	E-2296, M-1956, TP-1970, L-1331, 6-354, 66145	16910, 16930 and 16931 series axles.
	1227-H-34	2-1/2"	1-3/4"-12	3/8"	E-618, M-680, TP-467, L-209, 6-207	
	1227-D-108	2-1/2"	1-3/4"-12	1-1/16"	E-2658, M-1965, TP-1982, L-1340, 6-366, 66137	17300, 27050, 27450, 27451 and 27600 series axles.
	1227-U-541	2-5/8"	1-1/2"-12	3/8"	E-2299, M-1959, TP-1973, L-1334, 6-358	35041 and 35060 series axles.
	1227-F-162	2-7/8"	2-1/4"-16	5/16"	E-2300, M-1960, TP-1974, L-1335, 6-360, 66154	54400 and 53300 series axles.
	1227-B-756	3-1/4"	2-5/8"-16	3/8"	E-572	Outer nut. Trailer O-Brake.
	1227-D-446	3-1/2"	2-1/2"-16	5/16"	E-2419, M-1969, TP-1986, L-1344	F-105 series axles. Outer nut.
	1227-U-515	3-1/2"	2-1/2"-16	5/16"	E-2417, M-1971, TP-1985, L-1346, 6-400, 66162	F-105 series axles. Inner nut.
	1227-Z-1040	3-1/2"	2-5/8"-12	3/8"	E-6142, 6-424	Inner nut. L series axles.
	1227-E-1045	3-1/2"	2-5/8"-12	3/8"	E-2462	Outer nut. L series axles.










4



WHEEL BEARING ADJUSTMENT NUTS

	PART NUMBER	ACROSS FLATS	THREAD	THICKNESS	REPLACES	APPLICATION INFORMATION
	1227-C-549	3-13/16"	2-5/8"-18	3/8"	E-540, 1227-B-548	Trailer Q-Brake. Inner nut.
	1227-R-330	3-31/32"	3-1/4"-12	3/8"	E-2305, M-1978, TP-1978, L-1353 6-412, 66226	Outer nut. Q-100, SQHP and SQ-100/P series axles.
	1227-P-796	3-31/32"	3-1/4"-12	9/16"	-	Inner nut. Q and R series axles.
	1227-H-346	4"	3"-12	3/8"	E-2425, M-1975, TP-1992, L-1350, 6-408, 66217	900-C, LHD and LHR series axles. Outer nut.
	1227-W-517	4"	3-1/4"-12	3/8"	E-2303	Trailer Q-Brake. Inner nut.
	A-1227-A-391	4-3/16" diameter	1-3/4"-12	15/32"	E-2661, M-1968, TP-1981, L-1343, 6-369, 66138	16900 series axles.
	1227-B-1484	4-7/16"	3.48"-12	3/8"	E-7666	TP axles.
	1227-A-547	4-7/8"	3-3/8"-12	3/8"	E-2426	Trailer Stopmaster. Inner nut.
	1227-F-448	4-7/8"	3-3/8"-12	7/16"	-	SLD, SLDD, SQD, SQDD and SFDD-4600 series axles.
	1227-K-1389	4-7/8"	3.48"-12	3/4"	E-7664	TP axles.






WHEEL BEARING THRUST WASHERS AND LOCKING RINGS

	PART NUMBER	I.D.	O.D.	THICKNESS	REPLACES	APPLICATION INFORMATION
	1229-Y-1325	1-1/64"	2-5/8"	5/32"	M-2572, 6-352, 12-465	FC-900 series front axles.
	1229-J-712	1-33/64"	2-1/4"	9/64"	E-1001, M-681, TP-156, L-1330, 6-212, 12-460	T-10000 and SBB-700 series axles.
	1229-F-474	1-33/64"	3"	3/64"	E-2298, M-1957, TP-1972, 6-357, L-1332, 12-425, 4-2208, 66144	FD-931, FF-931, FF-941, FF-931A, FF-941A, FF-932, FG-931 and FG-941 non-driving front axles.
	1229-G-475	1-17/32"	2-3/4"	3/16"	E-2297, M-1958, TP-1971, 6-355, L-1333, 12-424, 4-2207, 66143	FD-931, FF-931, FF-941, FF-931A, FF-941A, FF-932, FG-931 and FG-941 non-driving front axles.
	1229-G-709	1-49/64"	3"	1/16"	E-617, M-649, TP-465, L-210, 6-208, 12-462	T-12000 series axles. For wheel bearing nut.
	1229-H-476	1-25/32"	3"	1/4"	E-2660, M-1967, TP-1938, 6-367, L-1342, 12-431, 66135	16930, 16931, and 17300 non-driving front axles.
	1229-J-478	1-25/32"	3-1/4"	3/64"	E-2659, M-1966, TP-1984, 6-368, L-1341, 12-432, 66136	16930 and 16931 non-driving front axles.
	1229-C-1693	1-25/32"	4-1/8"	1/4"	E-2663, M-1964, L-1339, 6-371, 12-448, TP-3088, 66169	FH-901, FL-901 and FL-931 non-driving front axles.
	1229-S-721	2-1/4"	3-5/16"	1/16"	E-2301, M-1961, TP-1975, 6-361, L-1336, 12-428, 4-2210, 66155	FE-970 and FF-971 non-driving front axles.









4



WHEEL BEARING THRUST WASHERS AND LOCKING RINGS

	PART NUMBER	I.D.	O.D.	THICKNESS	REPLACES	APPLICATION INFORMATION
	1229-H-1568	2-17/64"	4-5/16"	9/32"	E-2302, M-1982, TP-1976, 6-362, L-1337, 12-429, 4-2211, 66156	FE-970 and FF-971 non-driving front axles.
	1229-T-1996	2-13/32"	3-13/16"	1/4"	E-1252, M-839, TP-1116, 6-222, L-1026, 12-397, 4-2199, 66122	For wheel bearing nut.
	1229-C-1459	2-1/2"	3-3/4"	5/32"	E-2418, M-1970, TP-1987, 6-402, L-1345, 12-409, 66184	For wheel bearing nut.
	1229-G-1021	2-5/8"	3-3/4"	3/16"	E-2421, M-1973, TP-1990, 6-405, L-1348, 12-412, 4-2218, 66197	SL-100/P forward-rear and rear-rear driving axles. H-100 series rear axles. Use 1229-G-1021S which includes 1229-G-1021 lock ring and 1229-J-4638 lock washer.
	1229-J-4638	2-5/8"	3-1/2"	3/64"	-	Use 1229-G-1021S which includes 1229-J-4638 lock washer and 1229-G-1021 lock ring.
	A-1229-W-2545	2-41/64"	3-7/8"	1/4"	1229-W-2545, E-3008, M-2567, 4-2195, TP-473, 6-202, 66115	Q brakes. Also all Pre- & Post-121 16-1/2" x 7", 8-5/8" & 10" brakes.
	1229-U-1009	3-9/32"	4-11/32"	7/32"	E-2304, M-1979, L-1354, 6-413, 12-418, 4-2224, TP-1979, 66225	SQHP & SQ-100/P forward-rear and rear-rear driving axles.
	1229-V-48	3-25/64"	5-1/16"	15/64"	E-2427, M-1982, TP-1996, 6-422, L-1357, 12-421, 66236	4640 forward-rear axles. Also used on 4640 as retainer-pinion bearing adjustment nut.
	1229-H-4584	3-1/2"	5-1/16"	7/32"	E-7665	TP axles.
	1229-L-2560	3-3/4"	5-1/4"	7/32"	-	FDS-1808 and FDS-2100 axles.









INNER AND OUTER WHEEL BEARING SEALS

	PART NUMBER	I.D.	O.D.	THICKNESS	REPLACES	APPLICATION INFORMATION
	A-1205-V-1062	1-7/8"	2-3/4"	9/32"	-	Inner, Front drive steering axles.
	A-1205-J-842	2-23/64"	6-1/8"	17/32"	-	Outer, H series wheel ends.
	A-1205-P-614	2-1/2"	6-1/8"	7/16"	-	Outer, H-140, H-150, H-340, H-350, H-170, H-172 and L-172 single reduction and single drive axles.
	A-1805-F-162	3"	4-1/4"	7/16"	-	Inner, RDD brakes.
	A-1205-U-619	3-3/64"	8-1/4" 7" B.C.	1/2"	-	Outer, R-104 & R-113 series axles.
	A-1205-K-687	3-3/64"	8-1/4" 7-1/4" B.C.	1/2"	-	Outer, 5800 and 5900 series axles.
	A-1205-N-612	3-7/64"	8-1/4"	1"	-	Outer, R-140, R-160, R-300, R-320, R-330, RT-340, R-390, Q-395, SL and SQHD single reduction, tandem axles.
	A-1205-X-596	3-15/64"	8-1/4"	1/2"	-	Outer, U-200 & 300 series axles.









4



INNER AND OUTER WHEEL BEARING SEALS

	PART NUMBER	I.D.	O.D.	THICKNESS	REPLACES	APPLICATION INFORMATION
	A-1205-L-1338	3-1/2"	4-27/32"	7/8"	-	Outer, FF-931, FF-941, FF-931A, FF-941A, FF-932, FG-931 and FG-941 series axes.
	A-1205-B-574	3-53/64"	5-3/8"	29/32"	-	Inner, H-140, H-150, H-162, H-350, H-170, H-172 and L-172 series axes.
	A-1205-W-1349	3-53/64"	5-45/64"	7/8"	-	Inner, SL & SQHD single reduction, tandem axes.
	1205-L-272	4"	5-19/32"	7/16"	E-570, M-661, L-273, 6-255	Retainer for outer hub oil seal felt.
	A-1205-Z-364	4"	5-5/8"	7/16"	-	Inner, 16900 axes. Outer, 16931 axes.
	A-1205-B-2264	3-31/64"	4-55/64"	15/16"	A-1205-W-1375	Inner, FE-900 series axes.
	A-1205-Z-780	4-3/8"	5-29/32"	29/32"	-	Outer, FH-901 series axes.
	A-1205-M-1339	4-3/8"	5-29/32"	1"	-	Outer, FL-931 series axes.
	1205-G-657	4-43/64"	6-9/16"	13/32"	-	Felt retainer, used on SFD-375 series axes.





INNER AND OUTER WHEEL BEARING SEALS

	PART NUMBER	I.D.	O.D.	THICKNESS	REPLACES	APPLICATION INFORMATION
	A-1205-Q-2487	4-3/4"	6-21/64"	1-5/64"	A-1205-U-1061	Inner, SL & SQHD single reduction tandem axes.
	A-1205-P-666	4-7/8"	6"	1/2"	-	Inner, with 14-1/2" x 10" brakes.
	3105-M-112	5-13/32"	7"	1-1/16"	-	Outer, coach axes.
	3105-M-195	5-13/32"	7-1/4"	1-1/16"	3105-X-128	Outer, R-164 coach axes with 14-1/2" x 8" RDC brakes.
	A3-3105-M-195	5-13/32"	7-1/4"	1-1/16"	A3-3105-X-128	Outer, R-164 coach axes with 14-1/2" x 8" RDC brakes. Includes oil seal A-1205-D-1018.
	A7-3105-M-195	5-13/32"	7-1/4"	1-1/16"	-	Outer, R-164 coach axes with 14-1/2" x 8" RDC brakes. Includes oil seal A-1205-M-1625.
	A-1205-T-696	5-1/2"	6-5/16"	1-3/16"	-	Inner, SL & SQHD single reduction tandem axes.
	A-1205-X-700	5-1/2"	6-1/2"	1-1/16"	A2-1205-V-542	Inner, S, T, & U series wheel ends.
	A-1205-U-697	5-1/2"	7"	1-3/16"	-	Inner, Q & R series wheel ends.


4










INNER AND OUTER WHEEL BEARING SEALS

	PART NUMBER	I.D.	O.D.	THICKNESS	REPLACES	APPLICATION INFORMATION
	A-1205-T-774	5-1/2"	7-39/64"	5/8"		Inner, rear axles with 16-1/2" x 7" and 18" x 7" brakes.
	3105-D-134	5-3/4"	7-1/2"	1-9/32"		Outer, coach axles with 15-1/8" x 10" RDC brakes.
	A3-3105-D-134	5-3/4"	7-1/2"	1-9/32"		Outer, coach axles with 15-1/8" x 10" RDC brakes. Includes oil seal A-1205-H-1100.
	A4-3105-D-134	5-3/4"	7-1/2"	1-9/32"		Outer, coach axles with 15-1/8" x 10" RDC brakes. Includes oil seal A-1205-L-1546.

WHEEL BEARING SPACER

	PART NUMBER	I.D.	O.D.	THICKNESS	REPLACES	APPLICATION INFORMATION
	1244-L-246	2-9/16"	4"	11/16"		1677-DW, 16930-W and 16931-W series axles.




HUB OIL SEAL WIPERS AND OIL SEALS

	PART NUMBER	I.D.	O.D.	THICKNESS	REPLACES	APPLICATION INFORMATION
	A-1199-S-1917	2-37/64"	3-7/64"	5/8"	1199-T-1918	Outer, SOHD single reduction tandem axles.
	A-1199-H-1698	2-11/16"	3-7/64"	7/16"		Q, QT, R, QD & QW series axles.
	A-1199-F-1696	2-11/16"	3-15/64"	29/64"		U & D-4600 series axles.
	A1-1244-C-393	3-5/8"	5-1/2"	7/8"	A2-1205-V-542	U-200 series axles.
	1244-V-1556	3-21/32"	4-1/2"	1-3/16"		R-164 series axles.
	1244-Z-546	3-21/32"	4-1/2"	1-3/16"		58490-W series axles.
	1244-Q-1473	3-11/16"	4-7/8"	1"		GMC coach axle.
	1244-U-879	4-3/4"	5-15/64"	13/16"		Inner, W-200 series axles.
	1199-B-1666	4-3/4"	5-1/2"	7/8"		Inner, SL & SOHD forward-rear & rear-rear axles and R-155, R-255 & R-355 series axles.
	1199-M-2509	4-63/64"	5-1/2"	7/8"		TW-277 series axles.


4







HUB OIL SEAL WIPERS AND OIL SEALS

	PART NUMBER	I.D.	O.D.	THICKNESS	REPLACES	APPLICATION INFORMATION
	1199-T-3166	5-1/4"	5-3/8"	3/4"	-	Inner, FDS-1808 & 2100 front drive axles with 17" x 6" brakes.
	A-1205-U-2205	4-1/4"	6"	1"	-	For TP-8670 trailer axle.
	A-1205-M-1287	5-9/16"	7-3/16"	29/32"	A1-1805-C-705	For PR-235 & PR-258.

HUB OIL SEAL WASHERS

	PART NUMBER	I.D.	O.D.	THICKNESS	REPLACES	APPLICATION INFORMATION
	1229-D-940	4-1/4"	5-9/16"	3/32"	-	16603-W series axles.
	1229-G-917	4-3/4"	5-1/2"	1/16"	-	58455 & 58457 series axles.
	1229-Y-1403	5-1/4"	6"	1/16"	-	59620 21-W series axles.

HUB CAPS

	PART NUMBER	BOLT CIRCLE DIAMETER	O.D.	APPLICATION INFORMATION
	3262-A-53	4-1/2"	5-3/16"	FC-931, FD-931, FF-931, FF-931A, FF-941, FF-941A, FF-932, FG-931, FG-941
	3262-W-1245	5-1/2"	6-5/16"	FL-901, FL-931
	3262-E-109	5-7/8"	6-1/2"	FE-970, FF-971 (Grease)
	3262-H-60	6"	6-15/16"	16930, 16931

4



DRIVE AXLE HUBS

PART NUMBER	NUMBER OF STUD HOLES	SIZE OF STUD HOLES	STUD PART NUMBER AND THREAD	BOLT CIRCLE DIAMETER	REPLACES
A74-333-D-680	10	63/64"	20-X-408Z R.H.	11-1/4"	-
A75-333-D-680	10	63/64"	20-X-409Z L.H.	11-1/4"	-
PILOT DIAMETER	INNER CUP NUMBER	OUTER CUP NUMBER	DISTANCE BETWEEN CUPS	DRUM MOUNTING	LENGTH
8-11/16"	493	3920	3-1/16"	Outboard	7-13/32"
CASTING NUMBER	NUMBER OF DRIVE STUD HOLES	SIZE OF DRIVE STUD HOLES	DRIVE STUD PART NUMBER	DRIVE BOLT CIRCLE DIAMETER	APPLICATION INFORMATION
333-X-2364	8	1/2"	-	5-5/16"	H-100 axle.

PART NUMBER	NUMBER OF STUD HOLES	SIZE OF STUD HOLES	STUD PART NUMBER AND THREAD	BOLT CIRCLE DIAMETER	REPLACES
A-333-V-1816	6	25/32"	-	8-3/4"	-
PILOT DIAMETER	INNER CUP NUMBER	OUTER CUP NUMBER	DISTANCE BETWEEN CUPS	DRUM MOUNTING	LENGTH
6-1/4"	493	3920	2-3/16"	Inboard	7-13/32"
CASTING NUMBER	NUMBER OF DRIVE STUD HOLES	SIZE OF DRIVE STUD HOLES	DRIVE STUD PART NUMBER	DRIVE BOLT CIRCLE DIAMETER	APPLICATION INFORMATION
333-Y-2417	8	7/16"	-	5-17/32"	

PART NUMBER	NUMBER OF STUD HOLES	SIZE OF STUD HOLES	STUD PART NUMBER AND THREAD	BOLT CIRCLE DIAMETER	REPLACES
A-333-M-637	6	63/64"	-	8-3/4"	-
PILOT DIAMETER	INNER CUP NUMBER	OUTER CUP NUMBER	DISTANCE BETWEEN CUPS	DRUM MOUNTING	LENGTH
6-3/4"	493	3920	3-1/16"	Inboard	7-13/32"
CASTING NUMBER	NUMBER OF DRIVE STUD HOLES	SIZE OF DRIVE STUD HOLES	DRIVE STUD PART NUMBER	DRIVE BOLT CIRCLE DIAMETER	APPLICATION INFORMATION
333-Y-2417	8	1/2"	-	5-5/16"	H series wheel ends.

DRIVE AXLE HUBS

PART NUMBER	NUMBER OF STUD HOLES	SIZE OF STUD HOLES	STUD PART NUMBER AND THREAD	BOLT CIRCLE DIAMETER	REPLACES
A-333-D-1408	6	63/64"	-	8-3/4"	-
PILOT DIAMETER	INNER CUP NUMBER	OUTER CUP NUMBER	DISTANCE BETWEEN CUPS	DRUM MOUNTING	LENGTH
6-3/4"	493	3920	3-1/16"	Inboard	7-13/32"
CASTING NUMBER	NUMBER OF DRIVE STUD HOLES	SIZE OF DRIVE STUD HOLES	DRIVE STUD PART NUMBER	DRIVE BOLT CIRCLE DIAMETER	APPLICATION INFORMATION
333-Y-2417	16	1/2"	-	5-5/16"	H series wheel ends.

PART NUMBER	NUMBER OF STUD HOLES	SIZE OF STUD HOLES	STUD PART NUMBER AND THREAD	BOLT CIRCLE DIAMETER	REPLACES
A-333-A-1743	10	25/32"	-	11-1/4"	-
PILOT DIAMETER	INNER CUP NUMBER	OUTER CUP NUMBER	DISTANCE BETWEEN CUPS	DRUM MOUNTING	LENGTH
9-7/16"	493	39520	3-1/16"	Inboard	7-13/32"
CASTING NUMBER	NUMBER OF DRIVE STUD HOLES	SIZE OF DRIVE STUD HOLES	DRIVE STUD PART NUMBER	DRIVE BOLT CIRCLE DIAMETER	APPLICATION INFORMATION
333-A-1743	8	1/2"	-	5-5/16"	H-170 axle.

PART NUMBER	NUMBER OF STUD HOLES	SIZE OF STUD HOLES	STUD PART NUMBER AND THREAD	BOLT CIRCLE DIAMETER	REPLACES
A-333-Q-745	10	63/64"	-	11-1/4"	-
PILOT DIAMETER	INNER CUP NUMBER	OUTER CUP NUMBER	DISTANCE BETWEEN CUPS	DRUM MOUNTING	LENGTH
8-21/32"	572	42620	4-3/8"	Outboard	9-1/4"
CASTING NUMBER	NUMBER OF DRIVE STUD HOLES	SIZE OF DRIVE STUD HOLES	DRIVE STUD PART NUMBER	DRIVE BOLT CIRCLE DIAMETER	APPLICATION INFORMATION
333-C-627	12	7/16"	-	5-11/16"	L series wheel ends.

4



DRIVE AXLE HUBS

PART NUMBER	NUMBER OF STUD HOLES	SIZE OF STUD HOLES	STUD PART NUMBER AND THREAD	BOLT CIRCLE DIAMETER	REPLACES
A2-333-Q-745	10	63/64"	20-X-206 R.H.	11-1/4"	-
A1-333-Q-745	10	63/64"	20-X-207 L.H.	11-1/4"	-
PILOT DIAMETER	INNER CUP NUMBER	OUTER CUP NUMBER	DISTANCE BETWEEN CUPS	DRUM MOUNTING	LENGTH
8-21/32"	572	42620	4-3/8"	Outboard	9-1/4"
CASTING NUMBER	NUMBER OF DRIVE STUD HOLES	SIZE OF DRIVE STUD HOLES	DRIVE STUD PART NUMBER	DRIVE BOLT CIRCLE DIAMETER	APPLICATION INFORMATION
333-C-627	12	7/16"	SC-718-1	5-11/16"	L series wheel ends.

PART NUMBER	NUMBER OF STUD HOLES	SIZE OF STUD HOLES	STUD PART NUMBER AND THREAD	BOLT CIRCLE DIAMETER	REPLACES
A-333-X-778	10	63/64"	-	11-1/4"	-
PILOT DIAMETER	INNER CUP NUMBER	OUTER CUP NUMBER	DISTANCE BETWEEN CUPS	DRUM MOUNTING	LENGTH
8-21/32"	653	42620	4-3/16"	Outboard	9-1/4"
CASTING NUMBER	NUMBER OF DRIVE STUD HOLES	SIZE OF DRIVE STUD HOLES	DRIVE STUD PART NUMBER	DRIVE BOLT CIRCLE DIAMETER	APPLICATION INFORMATION
333-C-627	12	7/16"	-	5-11/16"	L-110 rear drive axle.

PART NUMBER	NUMBER OF STUD HOLES	SIZE OF STUD HOLES	STUD PART NUMBER AND THREAD	BOLT CIRCLE DIAMETER	REPLACES
A-333-Q-3527	10	63/64"	-	11-1/4"	A-333-E-759
PILOT DIAMETER	INNER CUP NUMBER	OUTER CUP NUMBER	DISTANCE BETWEEN CUPS	DRUM MOUNTING	LENGTH
8-21/32"	672	572	4-1/2"	Outboard	9-3/8"
CASTING NUMBER	NUMBER OF DRIVE STUD HOLES	SIZE OF DRIVE STUD HOLES	DRIVE STUD PART NUMBER	DRIVE BOLT CIRCLE DIAMETER	APPLICATION INFORMATION
333-M-3523	12	1/2"	-	6-1/2"	R series wheel ends.

DRIVE AXLE HUBS

PART NUMBER	NUMBER OF STUD HOLES	SIZE OF STUD HOLES	STUD PART NUMBER AND THREAD	BOLT CIRCLE DIAMETER	REPLACES
A6-333-D-2344	10	63/64"	20-X-1234 R.H.	11-1/4"	A2-333-D-2344
A5-333-D-2344	10	63/64"	20-X-1233 L.H.	11-1/4"	A1-333-D-2344
PILOT DIAMETER	INNER CUP NUMBER	OUTER CUP NUMBER	DISTANCE BETWEEN CUPS	DRUM MOUNTING	LENGTH
7-1/2"	742	653	4-1/16"	Inboard	8-3/4"
CASTING NUMBER	NUMBER OF DRIVE STUD HOLES	SIZE OF DRIVE STUD HOLES	DRIVE STUD PART NUMBER	DRIVE BOLT CIRCLE DIAMETER	APPLICATION INFORMATION
333-E-2345	10	9/16"	4-X-1589	7-1/4"	58863, 58873 coach axles.

PART NUMBER	NUMBER OF STUD HOLES	SIZE OF STUD HOLES	STUD PART NUMBER AND THREAD	BOLT CIRCLE DIAMETER	REPLACES
A-333-D-888	10	63/64"	-	13-3/16"	-
PILOT DIAMETER	INNER CUP NUMBER	OUTER CUP NUMBER	DISTANCE BETWEEN CUPS	DRUM MOUNTING	LENGTH
9"	752	742	5-7/16"	Inboard	10-3/4"
CASTING NUMBER	NUMBER OF DRIVE STUD HOLES	SIZE OF DRIVE STUD HOLES	DRIVE STUD PART NUMBER	DRIVE BOLT CIRCLE DIAMETER	APPLICATION INFORMATION
333-V-802	8	5/8"	-	7"	SFDD-4640 axle.

PART NUMBER	NUMBER OF STUD HOLES	SIZE OF STUD HOLES	STUD PART NUMBER AND THREAD	BOLT CIRCLE DIAMETER	REPLACES
A-333-F-3724	10	63/64"	-	11-1/4"	A-333-M-1365
PILOT DIAMETER	INNER CUP NUMBER	OUTER CUP NUMBER	DISTANCE BETWEEN CUPS	DRUM MOUNTING	LENGTH
8-21/32"	772	742	5-7/16"	Inboard	11-7/32"
CASTING NUMBER	NUMBER OF DRIVE STUD HOLES	SIZE OF DRIVE STUD HOLES	DRIVE STUD PART NUMBER	DRIVE BOLT CIRCLE DIAMETER	APPLICATION INFORMATION
333-L-3548	8	5/8"	-	7"	U series wheel ends.

4



DRIVE AXLE HUBS

PART NUMBER	NUMBER OF STUD HOLES	SIZE OF STUD HOLES	STUD PART NUMBER AND THREAD	BOLT CIRCLE DIAMETER	REPLACES
A-333-E-4009	10	63/64"	-	11-1/4"	A-333-Y-2755 A-333-X-3300
PILOT DIAMETER	INNER CUP NUMBER	OUTER CUP NUMBER	DISTANCE BETWEEN CUPS	DRUM MOUNTING	LENGTH
8-7/8"	6535	653	3-15/16"	Outboard	8-7/8"
CASTING NUMBER	NUMBER OF DRIVE STUD HOLES	SIZE OF DRIVE STUD HOLES	DRIVE STUD PART NUMBER	DRIVE BOLT CIRCLE DIAMETER	APPLICATION INFORMATION
333-D-4008	10	9/16"	-	7-1/4"	59722 coach axle.

PART NUMBER	NUMBER OF STUD HOLES	SIZE OF STUD HOLES	STUD PART NUMBER AND THREAD	BOLT CIRCLE DIAMETER	REPLACES
HRSF-00T-9	10	63/64"	20-X-1928 R.H.	11-1/4"	A4-333-Y-2755 A1-333-X-3300
PILOT DIAMETER	INNER CUP NUMBER	OUTER CUP NUMBER	DISTANCE BETWEEN CUPS	DRUM MOUNTING	LENGTH
8-7/8"	6535	653	3-15/16"	Outboard	8-7/8"
CASTING NUMBER	NUMBER OF DRIVE STUD HOLES	SIZE OF DRIVE STUD HOLES	DRIVE STUD PART NUMBER	DRIVE BOLT CIRCLE DIAMETER	APPLICATION INFORMATION
333-D-4008	10	9/16"	4-X-1612	7-1/4"	Coach axle.

PART NUMBER	NUMBER OF STUD HOLES	SIZE OF STUD HOLES	STUD PART NUMBER AND THREAD	BOLT CIRCLE DIAMETER	REPLACES
HRSF-00T-11	10	63/64"	20-X-1896 R.H.	11-1/4"	A3-333-X-3300
HRSF-00T-10	10	63/64"	20-X-1895 L.H.	11-1/4"	A2-333-X-3300
PILOT DIAMETER	INNER CUP NUMBER	OUTER CUP NUMBER	DISTANCE BETWEEN CUPS	DRUM MOUNTING	LENGTH
8-7/8"	6535	653	3-15/16"	Outboard	8-7/8"
CASTING NUMBER	NUMBER OF DRIVE STUD HOLES	SIZE OF DRIVE STUD HOLES	DRIVE STUD PART NUMBER	DRIVE BOLT CIRCLE DIAMETER	APPLICATION INFORMATION
333-D-4008	10	9/16"	4-X-1612	7-1/4"	Coach axle.

DRIVE AXLE HUBS

PART NUMBER	NUMBER OF STUD HOLES	SIZE OF STUD HOLES	STUD PART NUMBER AND THREAD	BOLT CIRCLE DIAMETER	REPLACES
HRDF-54ND-2	6	-	R.H.	8-3/4"	A-333-N-1782
HRDF-54ND-1	6	-	L.H.	8-3/4"	A1-333-N-1782
PILOT DIAMETER	INNER CUP NUMBER	OUTER CUP NUMBER	DISTANCE BETWEEN CUPS	DRUM MOUNTING	LENGTH
6-1/4"	33462	3920	3-5/32"	Inboard	11-45/64"
CASTING NUMBER	NUMBER OF DRIVE STUD HOLES	SIZE OF DRIVE STUD HOLES	DRIVE STUD PART NUMBER	DRIVE BOLT CIRCLE DIAMETER	APPLICATION INFORMATION
-	6	7/16"	-	5-1/8"	F series wheel ends, 15" x 4" brakes. Hub and drum assembly.


PART NUMBER	NUMBER OF STUD HOLES	SIZE OF STUD HOLES	STUD PART NUMBER AND THREAD	BOLT CIRCLE DIAMETER	REPLACES
A-333-U-801	10	63/64"	-	11-1/4"	
PILOT DIAMETER	INNER CUP NUMBER	OUTER CUP NUMBER	DISTANCE BETWEEN CUPS	DRUM MOUNTING	LENGTH
8-21/32"	1228-D-186	1228-D-186	5-5/16"	Outboard	8-7/16"
CASTING NUMBER	NUMBER OF DRIVE STUD HOLES	SIZE OF DRIVE STUD HOLES	DRIVE STUD PART NUMBER	DRIVE BOLT CIRCLE DIAMETER	APPLICATION INFORMATION
333-T-800	10	1/2"	-	7-5/8"	


PART NUMBER	NUMBER OF STUD HOLES	SIZE OF STUD HOLES	STUD PART NUMBER AND THREAD	BOLT CIRCLE DIAMETER	REPLACES
HRRA-56R-24	10	3/4"	20-X-1900 R.H.	11-1/4"	A8-333-P-2902
HRRA-56R-23	10	3/4"	20-X-1899 L.H.	11-1/4"	A9-333-P-2902
PILOT DIAMETER	INNER CUP NUMBER	OUTER CUP NUMBER	DISTANCE BETWEEN CUPS	DRUM MOUNTING	LENGTH
-	592A	572	4-5/16"	Inboard	13-25/64"
CASTING NUMBER	NUMBER OF DRIVE STUD HOLES	SIZE OF DRIVE STUD HOLES	DRIVE STUD PART NUMBER	DRIVE BOLT CIRCLE DIAMETER	APPLICATION INFORMATION
333-F-812	8	5/8"	4-X-1027	7"	Use with ADB-1560.


4




DRIVE AXLE HUBS


	PART NUMBER	NUMBER OF STUD HOLES	SIZE OF STUD HOLES	STUD PART NUMBER AND THREAD	BOLT CIRCLE DIAMETER	REPLACES
	A-333-M-4199	10	25/32"	-	11-1/4"	A-333-X-2390 A-333-W-2909 A-333-Y-3275
	PILOT DIAMETER	INNER CUP NUMBER	OUTER CUP NUMBER	DISTANCE BETWEEN CUPS	DRUM MOUNTING	LENGTH
	8-19/64"	592A	572	4-5/16"	Outboard	10"
CASTING NUMBER	NUMBER OF DRIVE STUD HOLES	SIZE OF DRIVE STUD HOLES	DRIVE STUD PART NUMBER	DRIVE BOLT CIRCLE DIAMETER	APPLICATION INFORMATION	
333-G-3777	8	5/8"	-	7"	Drum brakes. R series wheel ends, aluminum hub.	


	PART NUMBER	NUMBER OF STUD HOLES	SIZE OF STUD HOLES	STUD PART NUMBER AND THREAD	BOLT CIRCLE DIAMETER	REPLACES
	HRTF-00T-34 HRTF-00T-35	10 10	63/64" 63/64"	20-X-1786 R.H. 20-X-1785 L.H.	11-1/4" 11-1/4"	A2-333-W-881 A1-333-W-881
	PILOT DIAMETER	INNER CUP NUMBER	OUTER CUP NUMBER	DISTANCE BETWEEN CUPS	DRUM MOUNTING	LENGTH
	8-21/32"	592A	572	4-5/16"	Outboard	9-7/16"
CASTING NUMBER	NUMBER OF DRIVE STUD HOLES	SIZE OF DRIVE STUD HOLES	DRIVE STUD PART NUMBER	DRIVE BOLT CIRCLE DIAMETER	APPLICATION INFORMATION	
333-M-2523	8	5/8"	SC-1026-1	7"	R series wheel ends.	

	PART NUMBER	NUMBER OF STUD HOLES	SIZE OF STUD HOLES	STUD PART NUMBER AND THREAD	BOLT CIRCLE DIAMETER	REPLACES
	A-333-N-3524	10	63/64"	-	11-1/4"	A-333-W-881
	PILOT DIAMETER	INNER CUP NUMBER	OUTER CUP NUMBER	DISTANCE BETWEEN CUPS	DRUM MOUNTING	LENGTH
	9"	592A	572	4-5/16"	Outboard	10"
CASTING NUMBER	NUMBER OF DRIVE STUD HOLES	SIZE OF DRIVE STUD HOLES	DRIVE STUD PART NUMBER	DRIVE BOLT CIRCLE DIAMETER	APPLICATION INFORMATION	
333-M-3523	8	5/8"	-	7"	R series wheel ends.	

DRIVE AXLE HUBS

	PART NUMBER	NUMBER OF STUD HOLES	SIZE OF STUD HOLES	STUD PART NUMBER AND THREAD	BOLT CIRCLE DIAMETER	REPLACES
	A-333-P-3526	10	63/64"	-	1-1/4"	A-333-X-882
	PILOT DIAMETER	INNER CUP NUMBER	OUTER CUP NUMBER	DISTANCE BETWEEN CUPS	DRUM MOUNTING	LENGTH
	8-21/32"	592A	572	4-5/16"	Outboard	9-3/8"
CASTING NUMBER	NUMBER OF DRIVE STUD HOLES	SIZE OF DRIVE STUD HOLES	DRIVE STUD PART NUMBER	DRIVE BOLT CIRCLE DIAMETER	APPLICATION INFORMATION	
333-M-3523	12	1/2"	-	6-1/2"	R series wheel ends.	

	PART NUMBER	NUMBER OF STUD HOLES	SIZE OF STUD HOLES	STUD PART NUMBER AND THREAD	BOLT CIRCLE DIAMETER	REPLACES
	HRRA-00T-6 HRRA-00T-5	10 10	25/32" 25/32"	20-X-1812 R.H. 20-X-1811 L.H.	11-1/4" 11-1/4"	HRRA-00T-4 HRRA-00T-3
	PILOT DIAMETER	INNER CUP NUMBER	OUTER CUP NUMBER	DISTANCE BETWEEN CUPS	DRUM MOUNTING	LENGTH
	8-19/64"	592A	572	4-5/16"	Outboard	10"
CASTING NUMBER	NUMBER OF DRIVE STUD HOLES	SIZE OF DRIVE STUD HOLES	DRIVE STUD PART NUMBER	DRIVE BOLT CIRCLE DIAMETER	APPLICATION INFORMATION	
333-G-3777	8	5/8"	4-X-1027	7"	R series wheel ends, aluminum hub.	

	PART NUMBER	NUMBER OF STUD HOLES	SIZE OF STUD HOLES	STUD PART NUMBER AND THREAD	BOLT CIRCLE DIAMETER	REPLACES
	A-333-E-2631	10	1-7/16"	-	13-3/16"	A-333-Q-2383
	PILOT DIAMETER	INNER CUP NUMBER	OUTER CUP NUMBER	DISTANCE BETWEEN CUPS	DRUM MOUNTING	LENGTH
		JHM720210	52637	2-3/8"	Outboard	6-29/32"
CASTING NUMBER	NUMBER OF DRIVE STUD HOLES	SIZE OF DRIVE STUD HOLES	DRIVE STUD PART NUMBER	DRIVE BOLT CIRCLE DIAMETER	APPLICATION INFORMATION	
333-D-2630	8	5/8"	-	7-1/2"	FDS-1805 axle.	

4



FRONT NON-DRIVE AXLE HUBS

PART NUMBER	NUMBER OF STUD HOLES	SIZE OF STUD HOLES	STUD PART NUMBER AND THREAD	BOLT CIRCLE DIAMETER	REPLACES	
A-333-K-2637	10	1-7/32"	-	11-1/4"	-	-
PILOT DIAMETER	INNER CUP NUMBER	OUTER CUP NUMBER	DISTANCE BETWEEN CUPS	DRUM MOUNTING	LENGTH	
9"	752	HM212011	3-1/4"	Outboard	6-23/32"	
CASTING NUMBER	NUMBER OF HUB CAP SCREW HOLES	SIZE OF HUB CAP SCREW HOLES	HUB CAP SCREW PART NUMBER	HUB CAP BOLT CIRCLE DIAMETER	APPLICATION INFORMATION	
333-J-2636	6	5/16"	-	5-7/8"	FF-971	

PART NUMBER	NUMBER OF STUD HOLES	SIZE OF STUD HOLES	STUD PART NUMBER AND THREAD	BOLT CIRCLE DIAMETER	REPLACES	
A1-333-K-2637 A2-333-K-2637	10	1-7/32"	20-X-379 L.H. 20-X-380 R.H.	11-1/4"	-	-
PILOT DIAMETER	INNER CUP NUMBER	OUTER CUP NUMBER	DISTANCE BETWEEN CUPS	DRUM MOUNTING	LENGTH	
9"	752	HM212011	3-1/4"	Outboard	6-23/32"	
CASTING NUMBER	NUMBER OF HUB CAP SCREW HOLES	SIZE OF HUB CAP SCREW HOLES	HUB CAP SCREW PART NUMBER	HUB CAP BOLT CIRCLE DIAMETER	APPLICATION INFORMATION	
333-J-2636	6	5/16"	-	5-7/8"	FF-971	

PART NUMBER	NUMBER OF STUD HOLES	SIZE OF STUD HOLES	STUD PART NUMBER AND THREAD	BOLT CIRCLE DIAMETER	REPLACES	
A-333-W-1037	10	1-7/32"	-	11-1/4"	-	-
PILOT DIAMETER	INNER CUP NUMBER	OUTER CUP NUMBER	DISTANCE BETWEEN CUPS	DRUM MOUNTING	LENGTH	
-	752	HM212011	3-1/4"	Inboard	6-23/32"	
CASTING NUMBER	NUMBER OF HUB CAP SCREW HOLES	SIZE OF HUB CAP SCREW HOLES	HUB CAP SCREW PART NUMBER	HUB CAP BOLT CIRCLE DIAMETER	APPLICATION INFORMATION	
333-Y-2677	6	5/16"	-	5-7/8"	FE-970	

FRONT NON-DRIVE AXLE HUBS

PART NUMBER	NUMBER OF STUD HOLES	SIZE OF STUD HOLES	STUD PART NUMBER AND THREAD	BOLT CIRCLE DIAMETER	REPLACES	
A-333-P-1316	10	63/64"	-	11-1/4"	-	-
PILOT DIAMETER	INNER CUP NUMBER	OUTER CUP NUMBER	DISTANCE BETWEEN CUPS	DRUM MOUNTING	LENGTH	
8-21/32"	6320	552A	2-3/4"	Outboard	8-1/4"	
CASTING NUMBER	NUMBER OF HUB CAP SCREW HOLES	SIZE OF HUB CAP SCREW HOLES	HUB CAP SCREW PART NUMBER	HUB CAP BOLT CIRCLE DIAMETER	APPLICATION INFORMATION	
333-N-1314	6	3/8"	-	6"	16910, 16930, 16931 coach front axles.	


PART NUMBER	NUMBER OF STUD HOLES	SIZE OF STUD HOLES	STUD PART NUMBER AND THREAD	BOLT CIRCLE DIAMETER	REPLACES	
HFGF-00T-31 HFGF-00T-32	10	63/64"	20-X-1867 L.H. 20-X-1868 R.H.	11-1/4"	A9-333-P-1316 A10-333-P-1316	
PILOT DIAMETER	INNER CUP NUMBER	OUTER CUP NUMBER	DISTANCE BETWEEN CUPS	DRUM MOUNTING	LENGTH	
8-21/32"	6320	552A	2-3/4"	Outboard	8-1/4"	
CASTING NUMBER	NUMBER OF HUB CAP SCREW HOLES	SIZE OF HUB CAP SCREW HOLES	HUB CAP SCREW PART NUMBER	HUB CAP BOLT CIRCLE DIAMETER	APPLICATION INFORMATION	
333-N-1314	6	3/8"	-	6"	16910, 16930, 16931 coach front axles.	

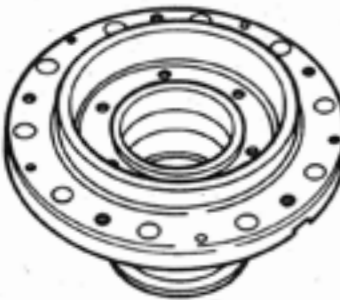
PART NUMBER	NUMBER OF STUD HOLES	SIZE OF STUD HOLES	STUD PART NUMBER AND THREAD	BOLT CIRCLE DIAMETER	REPLACES	
HFGF-00T-40	10	31/32"	4-X-1735	11-1/4"	A71-333-P-1316	
PILOT DIAMETER	INNER CUP NUMBER	OUTER CUP NUMBER	DISTANCE BETWEEN CUPS	DRUM MOUNTING	LENGTH	
8-21/32"	6320	552A	2-3/4"	Outboard	8-1/4"	
CASTING NUMBER	NUMBER OF HUB CAP SCREW HOLES	SIZE OF HUB CAP SCREW HOLES	HUB CAP SCREW PART NUMBER	HUB CAP BOLT CIRCLE DIAMETER	APPLICATION INFORMATION	
333-N-1314	6	21/64"	-	6"	FG series axles.	


4




FRONT NON-DRIVE AXLE HUBS


	PART NUMBER	NUMBER OF STUD HOLES	SIZE OF STUD HOLES	STUD PART NUMBER AND THREAD	BOLT CIRCLE DIAMETER	REPLACES
	HFGF-00T-60	10	63/64"	4-X-996 R.H.	11-1/4"	A60-333-P-1316
	PILOT DIAMETER	INNER CUP NUMBER	OUTER CUP NUMBER	DISTANCE BETWEEN CUPS	DRUM MOUNTING	LENGTH
	8-21/32"	6320	552A	2-3/4"	Outboard	8-1/4"
CASTING NUMBER	NUMBER OF HUB CAP SCREW HOLES	SIZE OF HUB CAP SCREW HOLES	HUB CAP SCREW PART NUMBER	HUB CAP BOLT CIRCLE DIAMETER	APPLICATION INFORMATION	
333-N-1314	6	3/8"	-	6"	16910, 16930, 16931 coach front axles.	


	PART NUMBER	NUMBER OF STUD HOLES	SIZE OF STUD HOLES	STUD PART NUMBER AND THREAD	BOLT CIRCLE DIAMETER	REPLACES
	A-333-C-2343	10	63/64"	-	11-1/4"	-
	PILOT DIAMETER	INNER CUP NUMBER	OUTER CUP NUMBER	DISTANCE BETWEEN CUPS	DRUM MOUNTING	LENGTH
	8-21/32"	6320	552A	2-3/4"	Outboard	8-1/4"
CASTING NUMBER	NUMBER OF HUB CAP SCREW HOLES	SIZE OF HUB CAP SCREW HOLES	HUB CAP SCREW PART NUMBER	HUB CAP BOLT CIRCLE DIAMETER	APPLICATION INFORMATION	
333-N-1314	6	3/8"	-	6"	16910, 16930, 16931 coach front axles.	

	PART NUMBER	NUMBER OF STUD HOLES	SIZE OF STUD HOLES	STUD PART NUMBER AND THREAD	BOLT CIRCLE DIAMETER	REPLACES
	A35-333-C-2343	10	63/64"	4-X-996 R.H.	11-1/4"	A9-333-C-2343
	PILOT DIAMETER	INNER CUP NUMBER	OUTER CUP NUMBER	DISTANCE BETWEEN CUPS	DRUM MOUNTING	LENGTH
	8-21/32"	6320	552A	2-3/4"	Outboard	8-1/4"
CASTING NUMBER	NUMBER OF HUB CAP SCREW HOLES	SIZE OF HUB CAP SCREW HOLES	HUB CAP SCREW PART NUMBER	HUB CAP BOLT CIRCLE DIAMETER	APPLICATION INFORMATION	
333-N-1314	6	3/8"	-	6"	16910, 16930, 16931 coach front axles.	

FRONT NON-DRIVE AXLE HUBS

	PART NUMBER	NUMBER OF STUD HOLES	SIZE OF STUD HOLES	STUD PART NUMBER AND THREAD	BOLT CIRCLE DIAMETER	REPLACES
	HFGF-00T-41 HFGF-00T-42	10	63/64"	20-X-1867 L.H. 20-X-1868 R.H.	11-1/4"	A5 & A33-333-C-2343 A6 & A34-333-C-2343
	PILOT DIAMETER	INNER CUP NUMBER	OUTER CUP NUMBER	DISTANCE BETWEEN CUPS	DRUM MOUNTING	LENGTH
	8-21/32"	6320	552A	2-3/4"	Outboard	8-1/4"
CASTING NUMBER	NUMBER OF HUB CAP SCREW HOLES	SIZE OF HUB CAP SCREW HOLES	HUB CAP SCREW PART NUMBER	HUB CAP BOLT CIRCLE DIAMETER	APPLICATION INFORMATION	
333-N-1314	6	3/8"	-	6"	16910, 16930, 16931 coach front axles.	


	PART NUMBER	NUMBER OF STUD HOLES	SIZE OF STUD HOLES	STUD PART NUMBER AND THREAD	BOLT CIRCLE DIAMETER	REPLACES
	HFGF-00T-46	10	63/64"	4-X-1735 R.H.	11-1/4"	A96-333-C-2343
	PILOT DIAMETER	INNER CUP NUMBER	OUTER CUP NUMBER	DISTANCE BETWEEN CUPS	DRUM MOUNTING	LENGTH
	8-21/32"	6320	552A	2-3/4"	Outboard	8-1/4"
CASTING NUMBER	NUMBER OF HUB CAP SCREW HOLES	SIZE OF HUB CAP SCREW HOLES	HUB CAP SCREW PART NUMBER	HUB CAP BOLT CIRCLE DIAMETER	APPLICATION INFORMATION	
333-N-1314	6	3/8"	-	6"	17100, 17101, 17111 coach front axles.	


	PART NUMBER	NUMBER OF STUD HOLES	SIZE OF STUD HOLES	STUD PART NUMBER AND THREAD	BOLT CIRCLE DIAMETER	REPLACES
	A-333-W-2181	10	1-7/32"	-	11-1/4"	A-333-J-1206
	PILOT DIAMETER	INNER CUP NUMBER	OUTER CUP NUMBER	DISTANCE BETWEEN CUPS	DRUM MOUNTING	LENGTH
	9/7/16	6420	552A	3-7/32"	Inboard	7-1/4"
CASTING NUMBER	NUMBER OF HUB CAP SCREW HOLES	SIZE OF HUB CAP SCREW HOLES	HUB CAP SCREW PART NUMBER	HUB CAP BOLT CIRCLE DIAMETER	APPLICATION INFORMATION	
333-X-2650	3	5/16"	-	5-9/16"	FL-901	


4




FRONT NON-DRIVE AXLE HUBS


	PART NUMBER	NUMBER OF STUD HOLES	SIZE OF STUD HOLES	STUD PART NUMBER AND THREAD	BOLT CIRCLE DIAMETER	REPLACES
	A-333-R-2670	10	1-7/32"	-	13-3/16"	333-Q-2669
PILOT DIAMETER	INNER CUP NUMBER	OUTER CUP NUMBER	DISTANCE BETWEEN CUPS	DRUM MOUNTING	LENGTH	
10-15/16"	6420	552A	3-1/32"	Inboard	7-3/32"	
CASTING NUMBER	NUMBER OF HUB CAP SCREW HOLES	SIZE OF HUB CAP SCREW HOLES	HUB CAP SCREW PART NUMBER	HUB CAP BOLT CIRCLE DIAMETER	APPLICATION INFORMATION	
333-Q-2669	6	5/16"	-	5-9/16"	FL-931 axle.	


	PART NUMBER	NUMBER OF STUD HOLES	SIZE OF STUD HOLES	STUD PART NUMBER AND THREAD	BOLT CIRCLE DIAMETER	REPLACES
	A-333-C-4007	10	1-1/4"	-	11-1/4"	A-333-V-2648
PILOT DIAMETER	INNER CUP NUMBER	OUTER CUP NUMBER	DISTANCE BETWEEN CUPS	DRUM MOUNTING	LENGTH	
9"	6420	552A	3-1/32"	Outboard	7-3/32"	
CASTING NUMBER	NUMBER OF HUB CAP SCREW HOLES	SIZE OF HUB CAP SCREW HOLES	HUB CAP SCREW PART NUMBER	HUB CAP BOLT CIRCLE DIAMETER	APPLICATION INFORMATION	
333-P-2668	6	5/16"	-	5-9/16"	FL-931 axle.	

	PART NUMBER	NUMBER OF STUD HOLES	SIZE OF STUD HOLES	STUD PART NUMBER AND THREAD	BOLT CIRCLE DIAMETER	REPLACES
	HFLF-00T-2	10	63/64"	20-X-1848 R.H.	11-1/4"	A2-333-V-2648
HFLF-00T-1	10	63/64"	20-X-1847 L.H.	11-1/4"	A1-333-V-2648	
PILOT DIAMETER	INNER CUP NUMBER	OUTER CUP NUMBER	DISTANCE BETWEEN CUPS	DRUM MOUNTING	LENGTH	
8-7/8"	6420	552A	3-1/32"	Outboard	9-3/4"	
CASTING NUMBER	NUMBER OF HUB CAP SCREW HOLES	SIZE OF HUB CAP SCREW HOLES	HUB CAP SCREW PART NUMBER	HUB CAP BOLT CIRCLE DIAMETER	APPLICATION INFORMATION	
333-P-2668	6	5/16"	-	5-9/16"	FL-931 axle.	

FRONT NON-DRIVE AXLE HUBS

	PART NUMBER	NUMBER OF STUD HOLES	SIZE OF STUD HOLES	STUD PART NUMBER AND THREAD	BOLT CIRCLE DIAMETER	REPLACES
	A2-333-C-1563	5	39/64"	10-X-804	5-1/2"	-
PILOT DIAMETER	INNER CUP NUMBER	OUTER CUP NUMBER	DISTANCE BETWEEN CUPS	DRUM MOUNTING	LENGTH	
3-3/4"	18520	18520	1-7/16"	Inboard	-	
CASTING NUMBER	NUMBER OF HUB CAP SCREW HOLES	SIZE OF HUB CAP SCREW HOLES	HUB CAP SCREW PART NUMBER	HUB CAP BOLT CIRCLE DIAMETER	APPLICATION INFORMATION	
-	6	3/8"	-	3-7/16"	F AE-951 axle, Hub and drum assembly.	

	PART NUMBER	NUMBER OF STUD HOLES	SIZE OF STUD HOLES	STUD PART NUMBER AND THREAD	BOLT CIRCLE DIAMETER	REPLACES
	A-333-T-4050	5	19/32"	-	5-1/2"	A-333-C-1563
PILOT DIAMETER	INNER CUP NUMBER	OUTER CUP NUMBER	DISTANCE BETWEEN CUPS	DRUM MOUNTING	LENGTH	
4-9/64"	-	-	1-7/16"	Inboard	4-19/32"	
CASTING NUMBER	NUMBER OF HUB CAP SCREW HOLES	SIZE OF HUB CAP SCREW HOLES	HUB CAP SCREW PART NUMBER	HUB CAP BOLT CIRCLE DIAMETER	APPLICATION INFORMATION	
-	6	5/16"	-	3-7/16"	F AE-951	

	PART NUMBER	NUMBER OF STUD HOLES	SIZE OF STUD HOLES	STUD PART NUMBER AND THREAD	BOLT CIRCLE DIAMETER	REPLACES
	A1-333-T-4050	5	19/32"	4-X-1498 R.H.	5-1/2"	A1-333-C-1563
PILOT DIAMETER	INNER CUP NUMBER	OUTER CUP NUMBER	DISTANCE BETWEEN CUPS	DRUM MOUNTING	LENGTH	
4-9/64"	-	-	1-7/16"	Inboard	4-19/32"	
CASTING NUMBER	NUMBER OF HUB CAP SCREW HOLES	SIZE OF HUB CAP SCREW HOLES	HUB CAP SCREW PART NUMBER	HUB CAP BOLT CIRCLE DIAMETER	APPLICATION INFORMATION	
-	6	5/16"	-	3-7/16"	F AE-951	



FRONT NON-DRIVE AXLE HUBS

PART NUMBER	NUMBER OF STUD HOLES	SIZE OF STUD HOLES	STUD PART NUMBER AND THREAD	BOLT CIRCLE DIAMETER	REPLACES
A-333-X-2728	10	25/32	-	11-1/4"	-
PILOT DIAMETER	INNER CUP NUMBER	OUTER CUP NUMBER	DISTANCE BETWEEN CUPS	DRUM MOUNTING	LENGTH
8-21/32"	39520	3525	2-7/32"	Outboard	6-27/32"
CASTING NUMBER	NUMBER OF HUB CAP SCREW HOLES	SIZE OF HUB CAP SCREW HOLES	HUB CAP SCREW PART NUMBER	HUB CAP BOLT CIRCLE DIAMETER	APPLICATION INFORMATION
333-W-2727	6	5/16"	-	4-1/2"	FD-931



FRONT NON-DRIVE AXLE HUBS

PART NUMBER	NUMBER OF STUD HOLES	SIZE OF STUD HOLES	STUD PART NUMBER AND THREAD	BOLT CIRCLE DIAMETER	REPLACES
A-333-E-3645	10	1-7/32"	-	11-1/4"	A-333-N-1652
PILOT DIAMETER	INNER CUP NUMBER	OUTER CUP NUMBER	DISTANCE BETWEEN CUPS	DRUM MOUNTING	LENGTH
8-21/32"	HM212011	3720	3-3/8"	Inboard	7-5/16"
CASTING NUMBER	NUMBER OF HUB CAP SCREW HOLES	SIZE OF HUB CAP SCREW HOLES	HUB CAP SCREW PART NUMBER	HUB CAP BOLT CIRCLE DIAMETER	APPLICATION INFORMATION
333-J-3572	6	5/16"	-	4-1/2"	FE-900 axle.

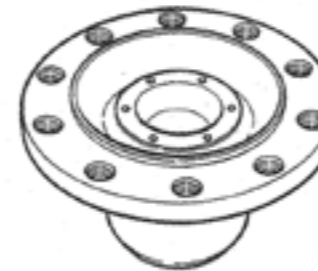


4

PART NUMBER	NUMBER OF STUD HOLES	SIZE OF STUD HOLES	STUD PART NUMBER AND THREAD	BOLT CIRCLE DIAMETER	REPLACES
A2-333-G-1801	6	3/4"	-	8-3/4"	A-333-G-1801
PILOT DIAMETER	INNER CUP NUMBER	OUTER CUP NUMBER	DISTANCE BETWEEN CUPS	DRUM MOUNTING	LENGTH
6-1/4"	45220	25820	3-1/8"	Inboard	6-15/16"
CASTING NUMBER	NUMBER OF HUB CAP SCREW HOLES	SIZE OF HUB CAP SCREW HOLES	HUB CAP SCREW PART NUMBER	HUB CAP BOLT CIRCLE DIAMETER	APPLICATION INFORMATION
-	4	9/32"	-	3-5/8"	FC-903 axle.



PART NUMBER	NUMBER OF STUD HOLES	SIZE OF STUD HOLES	STUD PART NUMBER AND THREAD	BOLT CIRCLE DIAMETER	REPLACES
A-333-B-3642	10	1-7/32"	-	11-1/4"	A-333-E-2397, A-333-A-2627, A-333-K-2689, 11-0643
PILOT DIAMETER	INNER CUP NUMBER	OUTER CUP NUMBER	DISTANCE BETWEEN CUPS	DRUM MOUNTING	LENGTH
9"	HM212011	3720	3-3/8"	Outboard	6-31/32"
CASTING NUMBER	NUMBER OF HUB CAP SCREW HOLES	SIZE OF HUB CAP SCREW HOLES	HUB CAP SCREW PART NUMBER	HUB CAP BOLT CIRCLE DIAMETER	APPLICATION INFORMATION
333-P-3578	6	5/16"	-	4-1/2"	FF series axles.



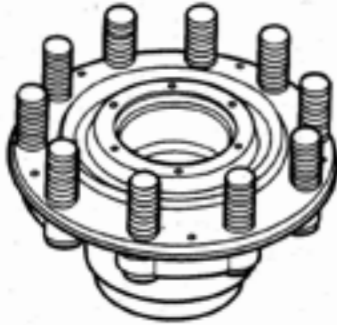
PART NUMBER	NUMBER OF STUD HOLES	SIZE OF STUD HOLES	STUD PART NUMBER AND THREAD	BOLT CIRCLE DIAMETER	REPLACES
A2-333-H-2920	10	1-7/32"	20-X-1860 R.H.	11-1/4"	A5-333-M-2145
A1-333-H-2920	10	1-7/32"	20-X-1859 L.H.	11-1/4"	A5-333-M-2145
PILOT DIAMETER	INNER CUP NUMBER	OUTER CUP NUMBER	DISTANCE BETWEEN CUPS	DRUM MOUNTING	LENGTH
-	HM212011	3720	-	Outboard	-
CASTING NUMBER	NUMBER OF HUB CAP SCREW HOLES	SIZE OF HUB CAP SCREW HOLES	HUB CAP SCREW PART NUMBER	HUB CAP BOLT CIRCLE DIAMETER	APPLICATION INFORMATION
333-U-2829	6	5/16"	-	4-1/2"	FF-921 axle.

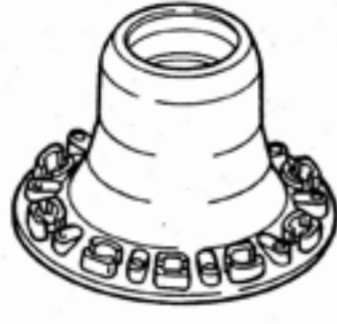


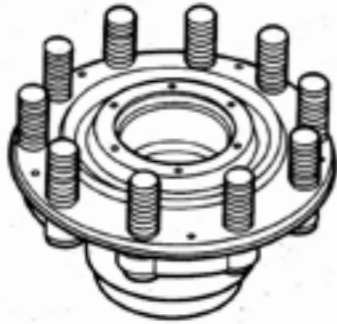
PART NUMBER	NUMBER OF STUD HOLES	SIZE OF STUD HOLES	STUD PART NUMBER AND THREAD	BOLT CIRCLE DIAMETER	REPLACES
HFGF-00T-8	10	1-1/8"	20-X-1974 R.H.	11-1/4"	HFGF-00T-6
HFGF-00T-7	10	1-1/8"	20-X-1973 L.H.	11-1/4"	HFGF-00T-5
PILOT DIAMETER	INNER CUP NUMBER	OUTER CUP NUMBER	DISTANCE BETWEEN CUPS	DRUM MOUNTING	LENGTH
9"	HM212011	3720	3-3/8"	Outboard	7-15/32"
CASTING NUMBER	NUMBER OF HUB CAP SCREW HOLES	SIZE OF HUB CAP SCREW HOLES	HUB CAP SCREW PART NUMBER	HUB CAP BOLT CIRCLE DIAMETER	APPLICATION INFORMATION
333-P-3578	6	5/16"	-	4-1/2"	FF-931 axle.



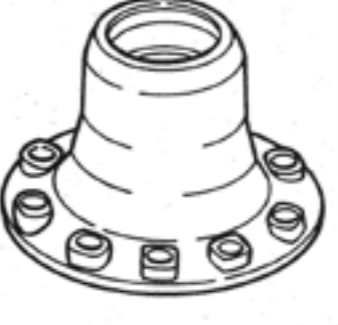
FRONT NON-DRIVE AXLE HUBS

	PART NUMBER	NUMBER OF STUD HOLES	SIZE OF STUD HOLES	STUD PART NUMBER AND THREAD	BOLT CIRCLE DIAMETER	REPLACES
	HFGF-65T-56	10	1-1/8"	20-X-1974 R.H.	11-1/4"	HFGF-65T-6
	HFGF-65T-55	10	1-1/8"	20-X-1973 L.H.	11-1/4"	HFGF-65T-5
	PILOT DIAMETER	INNER CUP NUMBER	OUTER CUP NUMBER	DISTANCE BETWEEN CUPS	DRUM MOUNTING	LENGTH
	8-21/32"	HM212011	3720	3-3/8"	Out	7-15/32"
	CASTING NUMBER	NUMBER OF HUB CAP SCREW HOLES	SIZE OF HUB CAP SCREW HOLES	HUB CAP SCREW PART NUMBER	HUB CAP BOLT CIRCLE DIAMETER	APPLICATION INFORMATION
333-P-3578	6	5/16"	-	4-1/2"	FF-931 axle, hub and drum Assy.	


	PART NUMBER	NUMBER OF STUD HOLES	SIZE OF STUD HOLES	STUD PART NUMBER AND THREAD	BOLT CIRCLE DIAMETER	REPLACES
	A-333-Y-3769	10	1-7/32"	-	11-1/4"	A-333-A-2627 A-333-V-3194
	PILOT DIAMETER	INNER CUP NUMBER	OUTER CUP NUMBER	DISTANCE BETWEEN CUPS	DRUM MOUNTING	LENGTH
	9"	HM212011	3720	3-3/8"	Outboard	6-31/32"
	CASTING NUMBER	NUMBER OF HUB CAP SCREW HOLES	SIZE OF HUB CAP SCREW HOLES	HUB CAP SCREW PART NUMBER	HUB CAP BOLT CIRCLE DIAMETER	APPLICATION INFORMATION
	333-P-3578	6	5/16"	-	6"	FF-942, FG-943


	PART NUMBER	NUMBER OF STUD HOLES	SIZE OF STUD HOLES	STUD PART NUMBER AND THREAD	BOLT CIRCLE DIAMETER	REPLACES
	HFGF-00T-15 HFGF-00T-16	10	1-7/32"	20-X-1973 L.H. 20-X-1974 R.H.	11-1/4"	HFGF-00T-3 HFGF-00T-4
	PILOT DIAMETER	INNER CUP NUMBER	OUTER CUP NUMBER	DISTANCE BETWEEN CUPS	DRUM MOUNTING	LENGTH
	9"	HM212011	3720	3-3/8"	Outboard	6-31/32"
	CASTING NUMBER	NUMBER OF HUB CAP SCREW HOLES	SIZE OF HUB CAP SCREW HOLES	HUB CAP SCREW PART NUMBER	HUB CAP BOLT CIRCLE DIAMETER	APPLICATION INFORMATION
	333-P-3578	6	5/16"	-	6"	FF-942, FG-943

FRONT NON-DRIVE AXLE HUBS

	PART NUMBER	NUMBER OF STUD HOLES	SIZE OF STUD HOLES	STUD PART NUMBER AND THREAD	BOLT CIRCLE DIAMETER	REPLACES
	A-333-P-3682	10	25/32"	-	11-1/4"	-
	PILOT DIAMETER	INNER CUP NUMBER	OUTER CUP NUMBER	DISTANCE BETWEEN CUPS	DRUM MOUNTING	LENGTH
	8-21/32"	HM212011	3720	3-3/8"	Outboard	7-19/32"
	CASTING NUMBER	NUMBER OF HUB CAP SCREW HOLES	SIZE OF HUB CAP SCREW HOLES	HUB CAP SCREW PART NUMBER	HUB CAP BOLT CIRCLE DIAMETER	APPLICATION INFORMATION
	333-R-3580	6	5/16"	-	6"	FF-941

TRAILER AXLE HUBS


	PART NUMBER	NUMBER OF STUD HOLES	SIZE OF STUD HOLES	STUD PART NUMBER AND THREAD	BOLT CIRCLE DIAMETER	REPLACES
	A-333-K-3521	10	25/32"	-	11-1/4"	A-333-W-985
	PILOT DIAMETER	INNER CUP NUMBER	OUTER CUP NUMBER	DISTANCE BETWEEN CUPS	DRUM MOUNTING	LENGTH
	9-7/16"	653	HM212011	3-13/16"	Inboard	8-27/64"
	CASTING NUMBER	NUMBER OF HUB CAP SCREW HOLES	SIZE OF HUB CAP SCREW HOLES	HUB CAP SCREW PART NUMBER	HUB CAP BOLT CIRCLE DIAMETER	APPLICATION INFORMATION
	333-G-3569	6	5/16"	-	5-1/2"	TK series axles.


	PART NUMBER	NUMBER OF STUD HOLES	SIZE OF STUD HOLES	STUD PART NUMBER AND THREAD	BOLT CIRCLE DIAMETER	REPLACES
	A-333-U-2777	10	25/32"	-	11-1/4"	E-5107
	PILOT DIAMETER	INNER CUP NUMBER	OUTER CUP NUMBER	DISTANCE BETWEEN CUPS	DRUM MOUNTING	LENGTH
	8-17/32"	HM218210	HM212011	3-11/32"	Outboard	7"
	CASTING NUMBER	NUMBER OF HUB CAP SCREW HOLES	SIZE OF HUB CAP SCREW HOLES	HUB CAP SCREW PART NUMBER	HUB CAP BOLT CIRCLE DIAMETER	APPLICATION INFORMATION
	333-T-2776	6	5/16"	-	5-1/2"	TN axles with manual adjust bearings and outboard mtd. drums

4

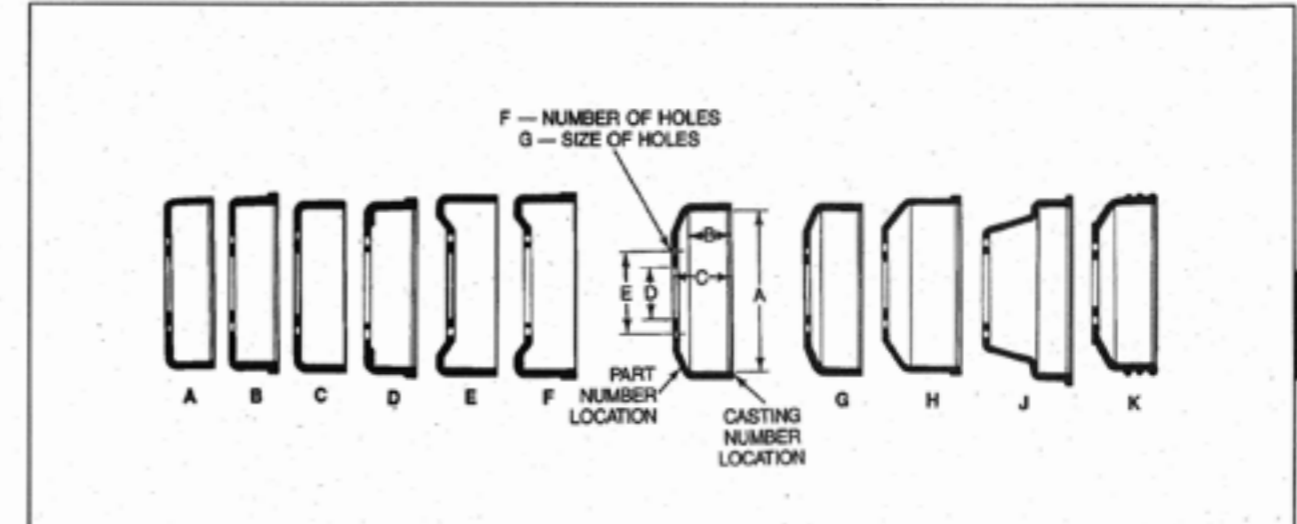


TRAILER AXLE HUBS

	PART NUMBER	NUMBER OF STUD HOLES	SIZE OF STUD HOLES	STUD PART NUMBER AND THREAD	BOLT CIRCLE DIAMETER	REPLACES
	A-333-U-4181	10	25/32"	-	11-1/4"	A-333-E-2917 A-333-C-3591
	PILOT DIAMETER	INNER CUP NUMBER	OUTER CUP NUMBER	DISTANCE BETWEEN CUPS	DRUM MOUNTING	LENGTH
	8-17/32"	HM218210	HM212011	3-11/32"	Inboard	7-57/64"
	CASTING NUMBER	NUMBER OF HUB CAP SCREW HOLES	SIZE OF HUB CAP SCREW HOLES	HUB CAP SCREW PART NUMBER	HUB CAP BOLT CIRCLE DIAMETER	APPLICATION INFORMATION
	333-G-3569	6	5/16"	-	5-1/2"	TN and TQ axes with manual adjust brgs. and inboard mounted disc brake rotors.

	PART NUMBER	NUMBER OF STUD HOLES	SIZE OF STUD HOLES	STUD PART NUMBER AND THREAD	BOLT CIRCLE DIAMETER	REPLACES
	A-333-E-3593	10	25/32"	-	11-1/4"	A-333-U-2153
	PILOT DIAMETER	INNER CUP NUMBER	OUTER CUP NUMBER	DISTANCE BETWEEN CUPS	DRUM MOUNTING	LENGTH
	8-17/32"	HM218210	1228-M-403	3-11/32"	Inboard	7-57/64"
	CASTING NUMBER	NUMBER OF HUB CAP SCREW HOLES	SIZE OF HUB CAP SCREW HOLES	HUB CAP SCREW PART NUMBER	HUB CAP BOLT CIRCLE DIAMETER	APPLICATION INFORMATION
	333-G-3569	6	5/16"	-	5-1/2"	TN and TQ axes with positive adjust brgs. and inboard mounted disc brake rotors.

BRAKE DRUMS



PART NUMBER	"A"	"B"	TYPE	"C"	"D"	"E"	"F"	"G"	DRUM MOUNT	CASTING NUMBER	APPLICATION INFORMATION
	BRAKE DIA.	BRAKE SURFACE WIDTH		OVERALL WIDTH	PILOT DIA.	BOLT CIRCLE DIA.	NO. OF HOLES	HOLE DIA.			
3719-K-115	7-1/4"	1-19/32"	E	1-25/32"	2-1/2"	3-1/8"	8	3/8"	OUT	3719-B-54	7-1/4" x 1-1/2" DLM brakes.
3719-C-55	7-1/4"	1-19/32"	E	1-25/32"	-	-	-	-	-	3719-T-46	7-1/4" x 1-1/2" DLM brakes.
3219-W-3091	8"	2-13/32"	D	2-7/8"	3-3/4"	5-1/2"	5	5/8"	IN	3219-V-3090	8" x 1-3/4" DLM brakes.
3719-L-64	10"	1-5/8"	E	1-27/32"	4-7/8"	5-3/4"	4	25/64"	OUT	3719-N-40	10" x 1-1/2" DLM brakes.
3719-V-178	10"	1-5/8"	E	1-27/32"	4-7/8"	5-3/4"	4	13/32"	-	3719-N-40	10" x 1-1/2" DLM brakes.
3719-V-74	10"	1-57/64"	E	2-7/64"	6-29/64"	7-1/4"	6	25/64"	OUT	3719-U-73	10" x 1-1/2" DLM brakes.
3719-U-229	10"	3-11/32"	E	3-11/32"	6-7/16"	7-1/4"	8	13/32"	OUT	STEEL	10" x 3-1/2" DLM brakes.
3719-D-134	12"	4-1/4"	E	4-9/16"	6-7/16"	7-1/4"	8	13/32"	OUT	3719-A-131	12" x 3' & 4" DLM brakes.
3219-Z-4966	12-1/2"	2-57/64"	J	6-3/4"	6-9/32"	8-3/4"	6	1-9/32"	OUT	3219-C-4865	12-1/2" x 2-1/2" DSH brakes.
3719-A-53	13-3/8"	2-3/16"	E	2-27/64"	6-1/8"	6-7/8"	6	25/64"	IN	3719-D-30	13-3/8" x 2" DLM brakes.
3719-E-31	13-3/8"	2-3/16"	E	2-13/16"	6-1/2"	7-1/4"	8	25/64"	OUT	3719-D-30	13-3/8" x 2" DLM brakes.
3719-U-99	13-3/8"	2-3/16"	E	2-13/16"	6-1/2"	7-1/4"	8	13/32"	OUT	3719-E-31	13-3/8" x 2" DLM brakes.
3219-V-3324	14-1/2"	5-15/16"	K	8-5/16"	9-7/16"	11-1/4"	10	1-5/16"	OUT	-	FF-942, FF-943, 17101 series axes.
3219-N-4044	14-1/2"	6-5/16"	K	8-11/16"	9-7/16"	11-1/4"	10	1-5/16"	OUT	-	16931, 17101 series axes.
3219-W-4495	14-1/2"	6-7/16"	K	8-11/16"	9-7/16"	11-1/4"	10	1-5/16"	OUT	-	16930, 17101 series axes.

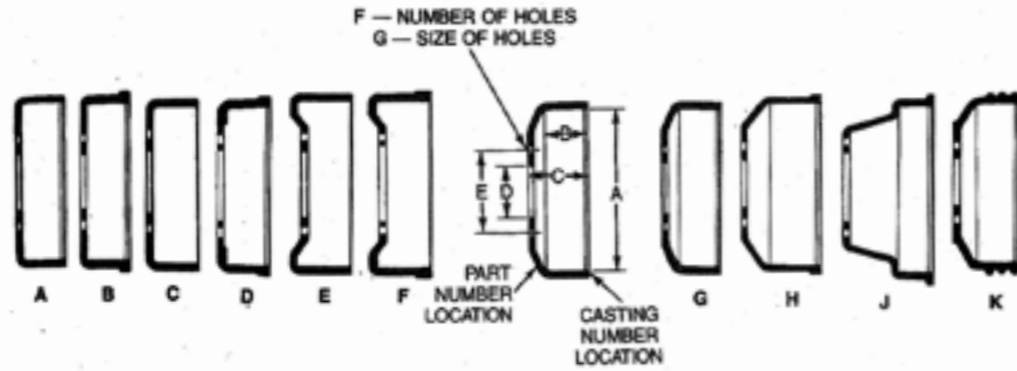
IN = Inboard mounted brake drum

OUT = Outboard mounted brake drum

Casting numbers may have more than one finished part number.



BRAKE DRUMS



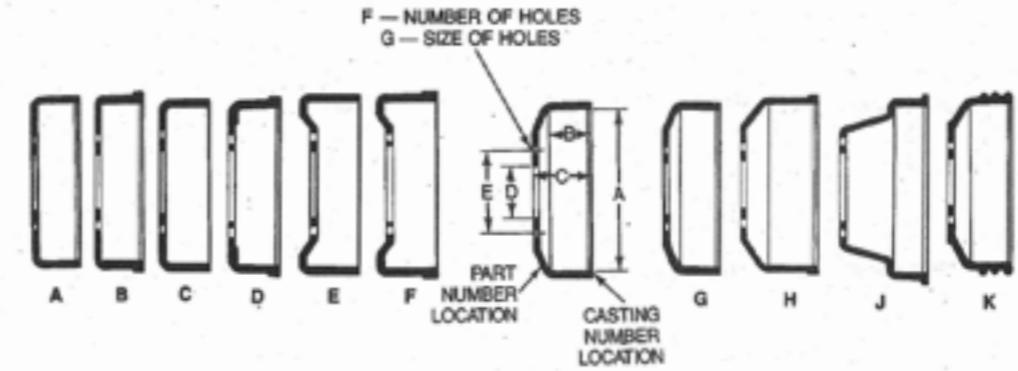
PART NUMBER	"A"	"B"	TYPE	"C"	"D"	"E"	"F"	"G"	DRUM MOUNT	CASTING NUMBER	APPLICATION INFORMATION
	BRAKE DIA.	BRAKE SURFACE WIDTH		OVERALL WIDTH	PILOT DIA.	BOLT CIRCLE DIA.	NO. OF HOLES	HOLE DIA.			
3219-T-3322	15"	3-7/16"	H	5-25/32"	6-7/8"	8-3/4"	6	1-1/32"	IN	3219-S-3321	15" x 3" T brakes.
3219-M-2145	15"	4"	H	5-5/8"	7-1/2"	9"	5	17/32"	IN	3219-L-2144	15" x 3-1/2" P & Q brakes.
3219-D-4294	15"	4-1/4"	H	6"	9"	11-1/4"	10	1-9/32"	OUT	3219-C-4293	FF-931, FF-931A, FG-931, FG-941, FF-971, FE-975
3219-A-3849	15"	4-1/2"	H	8-25/32"	9"	11-1/4"	10	27/32"	OUT	4219-Z-3848	FD-931 series axles.
3219-C-3929	15"	4-1/2"	H	8-25/32"	9"	11-1/4"	10	1-9/32"	OUT	4219-Z-3848	15" x 4" brakes. FF-931, FF-931A, FG-931, FG-941, FF-971 series axles.
3219-L-4016	15"	5"	H	9-3/8"	6-3/4"	8-3/4"	6 3 Tapered	27/32"	OUT	3219-K-4015	FC-933, FD-931 series axles.
3219-S-2437	15"	5-5/16"	H	7-9/16"	9-7/16"	11-1/4"	10	1-9/32"	IN	3219-R-2436	FH-901 series axles.
3219-H-3570	15"	5-1/2"	H	9-7/32"	9"	11-1/4"	10	1-9/32"	OUT	3219-G-3569	FF-931, FF-931A, FG-931, FG-941, FF-971 series axles.
3219-J-2948	15"	6-7/16"	H	7-27/32"	9-7/16"	11-1/4"	10	27/32"	IN	3219-H-2946	15" x 6" brakes.
3219-A-3979	15"	6-1/2"	H	9-13/16"	9"	11-1/4"	10	1-9/32"	OUT	3219-Z-3278	15" x 6" brakes. FL-931 series axles.
3219-H-2582	15"	7-7/16"	H	9-3/8"	9-7/16"	11-1/4"	10	27/32"	IN	3219-J-2584	15" x 7" RDA brakes.
3219-H-3934	15"	7-17/32"	J	10-5/16"	8-17/32"	11-1/4"	10	27/32"	OUT	4219-G-3491	15" x 7" W brakes.
3219-U-2439	15"	7-25/32"	A	8-1/4"	10-15/16"	13-3/16"	10	1-9/32"	IN	3218-T-2438	15" x 4" & 5" brakes. FH-901 series axles.

IN = Inboard mounted brake drum

OUT = Outboard mounted brake drum

Casting numbers may have more than one finished part number.

BRAKE DRUMS



PART NUMBER	"A"	"B"	TYPE	"C"	"D"	"E"	"F"	"G"	DRUM MOUNT	CASTING NUMBER	APPLICATION INFORMATION
	BRAKE DIA.	BRAKE SURFACE WIDTH		OVERALL WIDTH	PILOT DIA.	BOLT CIRCLE DIA.	NO. OF HOLES	HOLE DIA.			
3219-B-4084	15"	8-23/64"	B	9-1/64"	10-15/16"	13-3/16"	10	1-9/32"	IN	3219-A-4083	15" x 6" brakes.
3219-Q-3735	16"	3"	J	8-21/32"	7-1/8"	8-3/4"	6	27/32"	IN	3219-P-3734	16" x 2-1/2" brakes.
3219-M-1963	16-1/4"	3-27/32"	H	5-1/2"	7-1/2"	9"	5	17/32"	IN	3219-L-1962	16-1/4" x 3-1/2" brakes.
3219-Q-2929	16-1/2"	4-15/16"	H	7-3/32"	9-7/16"	11-1/4"	10	27/32"	IN	3219-P-2928	16-1/2" x 4-1/2" brakes.
3219-M-2405	16-1/2"	5-5/16"	H	7-5/8"	9-7/16"	11-1/4"	10	1-9/32"	IN	3219-L-2404	16-1/2" x 5" P brakes. FH-901 series axles.
3219-T-5038	16-1/2"	5-5/16"	H	8"	8-11/16"	11-1/4"	10	1-9/32"	OUT	3219-X-5094	16-1/2" x 4" brakes.
3219-F-3568	16-1/2"	5-7/16"	H	9-5/32"	9"	11-1/4"	10	1-9/32"	OUT	3219-E-3567	16-1/2" x 5" brakes.
3219-T-4076 ①	16-1/2"	5-7/16"	H	9-5/32"	9"	11-1/4"	10	1-9/32"	OUT	3219-S-4075	FF-931, FF-931A, FG-931, FG-941, FF-971 series axles.
3219-V-4546	16-1/2"	5-15/32"	H	8-21/32"	13-1/2"	11-1/4"	10	51/64"	OUT	3219-U-4545	16-1/2" x 5" brakes.
3219-E-4165	16-1/2"	6-5/16"	H	8-7/8"	10-15/16"	13-3/16"	10	1-9/32"	IN	3219-N-4304	FL-931 series axles.
3219-B-4266	16-1/2"	6-7/16"	H	9-23/32"	9"	11-1/4"	10	1-9/32"	OUT	3219-A-4265	16-1/2" x 6" brakes. FF-931, FF-931A, FG-931, FG-941, FG-943, FF-971 series axles.
3219-C-3891	16-1/2"	6-1/2"	H	9-3/4"	9"	11-1/4"	10	1-9/32"	OUT	3219-B-3890	FL-931, FL-941, FL-943 series axles.
3219-Z-4264 ①	16-1/2"	6-1/2"	H	9-3/4"	9"	11-1/4"	10	1-9/32"	OUT	3219-Y-4263	16-1/2" x 6" brakes. FL-931, FL-943 series axles.

IN = Inboard mounted brake drum

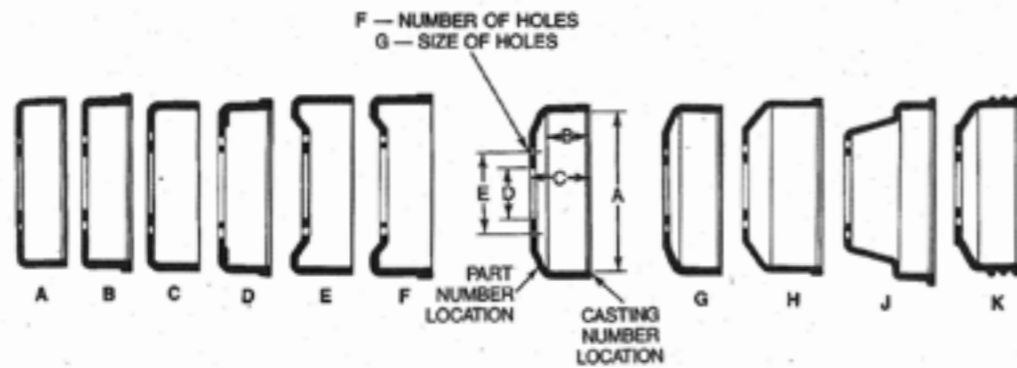
OUT = Outboard mounted brake drum

Casting numbers may have more than one finished part number.

① Has 60 teeth on outer facing.



BRAKE DRUMS



PART NUMBER	"A"	"B"	TYPE	"C"	"D"	"E"	"F"	"G"	DRUM MOUNT	CASTING NUMBER	APPLICATION INFORMATION
	BRAKE DIA.	BRAKE SURFACE WIDTH		OVERALL WIDTH	PILOT DIA.	BOLT CIRCLE DIA.	NO. OF HOLES	HOLE DIA.			
3219-A-4577	16-1/2"	7-1/2"	H	10-5/16"	8-21/32"	11-1/4"	10	27/32"	OUT	3219-S-4543	16-1/2" x 7" brakes.
3219-A-4291	16-1/2"	7-9/16"	H	10-5/16"	8-17/32"	11-1/4"	10	27/32"	OUT	3219-Z-4290	16-1/2" x 7" brakes.
3219-T-4544	16-1/2"	7-9/16"	H	10-5/16"	8-17/32"	11-1/4"	10	27/32"	OUT	3219-S-4543	16-1/2" x 7" brakes.
A-3219-P-4800	16-1/2"	7-19/64"	B	8-3/4"	9"	11-1/4"	10	1"	IN	3219-M-4797	16-1/2" x 7" brakes with slinger.
3219-P-4800	16-1/2"	7-19/64"	B	8-3/4"	9"	11-1/4"	10	1"	IN	3219-M-4797	16-1/2" x 7" brakes.
3219-S-3945	16-1/2"	10-27/64"	H	13-3/8"	8-17/32"	11-1/4"	10	27/32"	OUT	3219-R-3944	16-1/2" x 10" brakes.
3219-S-4309	17"	6-7/16"	H	8-11/16"	10-7/8"	13-3/16"	10	1-1/2"	OUT	3219-R-4308	17" x 6" brakes.
3219-Y-4471	17"	6-7/16"	D	7-7/16"	8-21/32"	11-1/4"	10	1-9/32"	IN	3219-X-4470	17" x 6" brakes.
3219-E-3645	17-1/4"	4-7/16"	D	5-3/32"	10	11-5/8"	10	43/64"	IN	3819-A-443	17-1/4" x 4" brakes.
3219-F-4296	17-1/4"	4-9/32"	H	5-25/32"	10-1/2"	12"	10	25/32"	IN	3219-E-4295	17-1/4" x 4" brakes.
3219-N-4226	17-1/4"	5"	D	7-7/16"	10-5/8"	13-1/4"	12	25/32"	IN	3219-M-4225	17-1/4" x 5" brakes.
3819-U-359	17-1/4"	7-1/8"	H	8-13/16"	11"	13-1/4"	12	21/32"	IN	3819-K-505	17-1/4" x 7" brakes.
3219-J-4144	18"	7-3/8"	B	8-3/4"	9"	13-3/16"	10	1-1/32"	IN	3219-G-1645	18" x 7" brakes.

IN = Inboard mounted brake drum

OUT = Outboard mounted brake drum

Casting numbers may have more than one finished part number.

BEARINGS & SEALS REFERENCE CHART (BY AXLE MODEL SERIES)

This chart does not attempt to cover all Rockwell axle applications, nor does it cover every possible combination of seals and bearings for the axles contained in it. It does contain most of the popular axle assemblies and the seals and bearings associated with them. Original Equipment Manufacturers often assemble the wheel end equipment and may use different seals and bearings than indicated in this chart.

The parts in this chart have been grouped initially by axle assembly, and then by application of the component within that group.

AXLE SERIES	PART NUMBER	APPLICATION INFORMATION	
D SERIES	3984	Inner Wheel Bearing Cone	
	3920	Inner Wheel Bearing Cup	
	A1-1227-K-219	Inner Wheel Brg. Nut (D100H, BH, HD)	
	462	Outer Wheel Bearing Cone	
	453X	Outer Wheel Bearing Cup	
	1227-F-162	Wheel Brg. Nut Inner/Outer (D100N, D140FSH)	
	1229-R-720	Wheel Brg. Thrust Washer (D100N, D140FSH)	
	A-1205-G-735	Wheel Seal (D100H, BH, HD)	
	A-1205-P-276	Wheel Seal (D140FSH)	
	F SERIES	33287	Inner Wheel Bearing Cone
33462		Inner Wheel Bearing Cup	
1227-U-515		Inner Wheel Bearing Nut	
A-1205-W-1557		Inner Wheel Seal	
3982		Outer Wheel Bearing Cone	
3920		Outer Wheel Bearing Cup	
1227-D-446		Outer Wheel Bearing Nut	
A-1205-L-740		Outer Wheel Seal	
A-1199-Q-1765		Outer Wheel Seal Wiper	
1229-C-1459		Wheel Bearing Nut Washer	
H-170		2206-J-426	Axle Shaft Gasket
		1229-G-1021	Bearing Adjusting Nut Washer
		1227-T-540	Inner Wheel Bearing Adjusting Nut
	495AX	Inner Wheel Bearing Cone	
	493	Inner Wheel Bearing Cup	
	A-1205-B-574	Inner Wheel Seal	
	1227-T-228	Outer Wheel Bearing Adjusting Nut	
	3984	Outer Wheel Bearing Cone	
	3920	Outer Wheel Bearing Cup	
	A-1205-P-614	Outer Wheel Seal	
A-1199-E-1253	Outer Wheel Seal Wiper		
H-172/L-172	2206-J-426	Axle Shaft Gasket	
	1229-G-1021	Bearing Adjusting Nut Washer	
	1227-T-540	Inner Wheel Bearing Adjusting Nut	
	495AX	Inner Wheel Bearing Cone	
	493	Inner Wheel Bearing Cup	
	A-1205-B-574	Inner Wheel Seal	
	1227-T-228	Outer Wheel Bearing Adjusting Nut	
	3984	Outer Wheel Bearing Cone	
	3920	Outer Wheel Bearing Cup	
	A-1205-P-614	Outer Wheel Seal	
A-1199-E-1253	Outer Wheel Seal Wiper		



BEARINGS & SEALS REFERENCE CHART (BY AXLE MODEL SERIES)

R-170	2208-X-440	Axle Shaft Gasket
	1227-W-517	Inner Wheel Bearing Adjusting Nut
	598A	Inner Wheel Bearing Cone, 3.625 Diameter
	594A	Inner Wheel Bearing Cone, 3.750 Diameter
	592A	Inner Wheel Bearing Cup
	1199-B-1666	Inner Wheel Seal Wiper
	A-1205-T-696	Inner Wheel Seal, Standard
	A-1205-U-1061	Inner Wheel Seal, Utilized
	580	Outer Wheel Bearing Cone
	572	Outer Wheel Bearing Cup
	1227-R-330	Outer Wheel Brg. Adjusting Nut
	A-1205-N-612	Outer Wheel Seal
	A-1199-S-1917	Outer Wheel Seal Wiper
	1229-U-1009	Wheel Brg. Adjusting Nut Washer
R-171 (Ford)	2208-X-440	Axle Shaft Gasket
	1227-W-517	Inner Wheel Bearing Adjusting Nut
	1227-R-330	Outer Wheel Brg. Adjusting Nut
	1229-U-1009	Wheel Brg. Adjusting Nut Washer
RS13 & 15120	2208-U-411	Axle Shaft Gasket, Special
	2208-T-436	Axle Shaft Gasket, Standard
	3984	Inner Wheel Bearing Cone, Special
	33287	Inner Wheel Bearing Cone, Standard
	3920	Inner Wheel Bearing Cup, Special
	33462	Inner Wheel Bearing Cup, Standard
	1227-U-515	Inner Wheel Brg. Adjusting Nut, Standard
	A-1205-W-2025	Inner Wheel Seal, Special
	A-1205-W-1557	Inner Wheel Seal, Standard
	1227-D-446	Outer Wheel Bearing Adjusting Nut, Standard
	462	Outer Wheel Bearing Cone, Special
	3982	Outer Wheel Bearing Cone, Standard
	453X	Outer Wheel Bearing Cup, Special
	3920	Outer Wheel Bearing Cup, Standard
	1229-C-1459	Wheel Bearing Adjusting Nut Washer, Standard
	1229-R-720	Wheel Bearing Thrust Washer, Special
	1229-S-721	Wheel Brg. Adjusting Nut Lock, Special
	1227-F-162	Wheel Brg. Adjusting Nut, Inner/Outer, Special
RS15210	33287	Inner Wheel Bearing Cone
	33462	Inner Wheel Bearing Cup
	3962	Outer Wheel Bearing Cone
	3920	Outer Wheel Bearing Cup
RS17140	2208-H-476	Axle Shaft Gasket
	1227-Z-1040	Inner Wheel Bearing Adjusting Nut
	47686	Inner Wheel Bearing Cone
	47620	Inner Wheel Bearing Cup
	A-1205-W-1349	Inner Wheel Seal, Standard
	1227-E-1045	Outer Wheel Bearing Adjusting Nut
	39590	Outer Wheel Bearing Cone
	39520	Outer Wheel Bearing Cup
	1229-G-1021	Wheel Bearing Adjusting Nut Washer

BEARINGS & SEALS REFERENCE CHART (BY AXLE MODEL SERIES)

RS17220	2208-H-476	Axle Shaft Gasket
	1227-Z-1040	Inner Wheel Bearing Adjusting Nut
	47686	Inner Wheel Bearing Cone
	47620	Inner Wheel Bearing Cup
	A-1205-W-1349	Inner Wheel Seal
	1227-E-1045	Outer Wheel Bearing Adjusting Nut
	39590	Outer Wheel Bearing Cone
	39520	Outer Wheel Bearing Cup
	1229-G-1021	Wheel Bearing Adjusting Nut Washer
	RS21145	2208-X-440
594A		Inner Wheel Bearing Cone
592A		Inner Wheel Bearing Cup
1227-W-517		Inner Wheel Brg. Adjusting Nut
1229-U-1009		Inner Wheel Brg. Adjusting Nut Washer
A-1205-U-1061		Inner Wheel Seal
580		Outer Wheel Bearing Cone
572		Outer Wheel Bearing Cup
RS21230	1227-R-330	Outer Wheel Brg. Adjusting Nut
	2208-X-440	Axle Shaft Gasket
	1227-W-517	Inner Wheel Bearing Adjusting Nut
	594A	Inner Wheel Bearing Cone
	592A	Inner Wheel Bearing Cup
	A-1205-U-1061	Inner Wheel Seal
	580	Outer Wheel Bearing Cone
	572	Outer Wheel Bearing Cup
	1227-R-330	Outer Wheel Brg. Adjusting Nut
	1229-U-1009	Wheel Brg. Adjusting Nut Washer
RS23160	2208-X-440	Axle Shaft Gasket
	594A	Inner Wheel Bearing Cone
	592A	Inner Wheel Bearing Cup
	1227-W-517	Inner Wheel Brg. Adjusting Nut
	1229-U-1009	Inner Wheel Brg. Adjusting Nut Washer
	2297-M-6981	Inner Wheel Seal Wiper
	A-1205-V-2180	Inner Wheel Seal, Disc Brake
	A-1205-Q-2487	Inner Wheel Seal, Two Piece
	A-1205-U-1061	Inner Wheel Seal, Utilized
	580	Outer Wheel Bearing Cone
	572	Outer Wheel Bearing Cup
	1227-R-330	Outer Wheel Brg. Adjusting Nut
RS23180	2208-X-440	Axle Shaft Gasket
	594A	Inner Wheel Bearing Cone
	592A	Inner Wheel Bearing Cup
	1227-W-517	Inner Wheel Brg. Adjusting Nut
	1229-U-1009	Inner Wheel Brg. Adjusting Nut Washer
	2297-M-6981	Inner Wheel Seal Wiper
	A-1205-V-2180	Inner Wheel Seal, Disc Brake
	A-1205-Q-2487	Inner Wheel Seal, Two Piece
	A-1205-U-1061	Inner Wheel Seal, Utilized
	580	Outer Wheel Bearing Cone
	572	Outer Wheel Bearing Cup
	1227-R-330	Outer Wheel Brg. Adjusting Nut



BEARINGS & SEALS REFERENCE CHART (BY AXLE MODEL SERIES)

RS23240	2208-X-440	Axle Shaft Gasket
	1227-W-517	Inner Wheel Bearing Adjusting Nut
	594A	Inner Wheel Bearing Cone
	592A	Inner Wheel Bearing Cup
	A-1205-V-2180	Inner Wheel Seal, Air Disc Brake
	A-1205-U-1061	Inner Wheel Seal, Cam Brake
	580	Outer Wheel Bearing Cone
	572	Outer Wheel Bearing Cup
	1227-R-330	Outer Wheel Brg. Adjusting Nut
	1229-U-1009	Wheel Brg. Adjusting Nut Washer
RT34145	2208-H-476	Axle Shaft Gasket
	1227-Z-1040	Inner Wheel Bearing Adjusting Nut
	47666	Inner Wheel Bearing Cone
	47620	Inner Wheel Bearing Cup
	A-1205-W-1349	Inner Wheel Seal, Standard
	1227-E-1045	Outer Wheel Bearing Adjusting Nut
	39590	Outer Wheel Bearing Cone
	39520	Outer Wheel Bearing Cup
	1229-G-1021	Wheel Bearing Adjusting Nut Washer
RT40 & 44145	2208-X-440	Axle Shaft Gasket
	594A	Inner Wheel Bearing Cone
	592A	Inner Wheel Bearing Cup
	1227-W-517	Inner Wheel Brg. Adjusting Nut
	1229-U-1009	Inner Wheel Brg. Adjusting Nut Washer
	2297-M-6981	Inner Wheel Seal Wiper
	A-1205-V-2180	Inner Wheel Seal, Disc Brake
	A-1205-Q-2487	Inner Wheel Seal, Two Piece
	A-1205-U-1061	Inner Wheel Seal, Utilized
	580	Outer Wheel Bearing Cone
	572	Outer Wheel Bearing Cup
	1227-R-330	Outer Wheel Brg. Adjusting Nut
	RT46160	2208-X-440
594A		Inner Wheel Bearing Cone
592A		Inner Wheel Bearing Cup
1227-W-517		Inner Wheel Brg. Adjusting Nut
1229-U-1009		Inner Wheel Brg. Adjusting Nut Washer
2297-M-6981		Inner Wheel Seal Wiper
A-1205-V-2180		Inner Wheel Seal, Disc Brake
A-1205-Q-2487		Inner Wheel Seal, Two Piece
A-1205-U-1061		Inner Wheel Seal, Utilized
580		Outer Wheel Bearing Cone
572		Outer Wheel Bearing Cup
1227-R-330		Outer Wheel Brg. Adjusting Nut
RT48 & RT52180		2208-X-440
	1227-W-517	Inner Wheel Bearing Adjusting Nut
	594A	Inner Wheel Brg. Cone
	592A	Inner Wheel Brg. Cup
	1199-B-1666	Inner Wheel Seal Wiper
	A-1205-T-696	Inner Wheel Seal, Standard
	A-1205-U-1061	Inner Wheel Seal, Utilized
	1227-R-330	Outer Wheel Brg. Adjusting Nut
	580	Outer Wheel Brg. Cone
	572	Outer Wheel Brg. Cup
	A-1205-N-612	Outer Wheel Seal
	A-1199-S-1917	Outer Wheel Seal Wiper
	1229-U-1009	Wheel Brg. Adjusting Nut Washer

BEARINGS & SEALS REFERENCE CHART (BY AXLE MODEL SERIES)

RT58180	2208-X-440	Axle Shaft Gasket
	1227-W-517	Inner Wheel Bearing Adjusting Nut
	782	Inner Wheel Brg. Cone
	772	Inner Wheel Brg. Cup
	A-1205-Z-1820	Inner Wheel Seal
	1244-U-879	Inner Wheel Seal Wiper
	1227-R-330	Outer Wheel Brg. Adjusting Nut
	749	Outer Wheel Brg. Cone
	742	Outer Wheel Brg. Cup
	A-1205-U-619	Outer Wheel Seal
	A-1199-H-1698	Outer Wheel Seal Wiper
	1229-U-1009	Wheel Brg. Adjusting Nut Washer
RT70380	2208-X-440	Axle Shaft Gasket
	1227-A-547	Inner Wheel Bearing Adjusting Nut
	782	Inner Wheel Brg. Cone
	772	Inner Wheel Brg. Cup
	A-1205-S-1657	Inner Wheel Seal
	2245-E-31	Inner Wheel Seal Wiper
	1227-F-448	Outer Wheel Brg. Adjusting Nut
	6580	Outer Wheel Brg. Cone
	6535	Outer Wheel Brg. Cup
	A-1205-R-1656	Outer Wheel Seal
	A-1199-F-1696	Outer Wheel Seal Wiper
	1229-V-48	Wheel Brg. Adjusting Nut Washer
SFDD4640	2208-X-440	Axle Shaft Gasket
	A1-1244-C-393	Bearing Spacer & Wiper Assy. New Style
	A-1244-C-393	Bearing Spacer & Wiper Assy. Old Style
	1227-A-547	Inner Wheel Bearing Adjusting Nut
	760	Inner Wheel Bearing Cone
	752	Inner Wheel Bearing Cup
	A-1205-X-700	Inner Wheel Seal New Style
	1199-B-1614	Inner Wheel Seal Wiper, New Style
	1199-G-1151	Inner Wheel Seal Wiper, Old Style
	1227-F-448	Outer Wheel Bearing Adjusting Nut
	749	Outer Wheel Bearing Cone
	742	Outer Wheel Bearing Cup
	A-1205-X-596	Outer Wheel Seal
	A-1199-F-1696	Outer Wheel Seal Wiper
1229-V-48	Wheel Bearing Adjusting Nut Washer	
SL100	2208-H-476	Axle Shaft Gasket
	47666	Inner Wheel Brg. Cone
	47620	Inner Wheel Brg. Cup
	1227-Z-1040	Inner Wheel Brg. Nut
	A-1205-W-1349	Inner Wheel Seal
	39590	Outer Wheel Brg. Cone
	39520	Outer Wheel Brg. Cup
	1227-E-1045	Outer Wheel Brg. Nut
	1229-G-1021	Wheel Brg. Nut Washer

4



BEARINGS & SEALS REFERENCE CHART (BY AXLE MODEL SERIES)

SLHD	2208-H-476	Axle Shaft Gasket	
	47686	Inner Wheel Brg. Cone Special Applications	
	582	Inner Wheel Brg. Cone, Standard	
	47620	Inner Wheel Brg. Cup Special Applications	
	572	Inner Wheel Brg. Cup, Standard	
	1227-Z-1040	Inner Wheel Brg. Nut Special Applications	
	1227-V-516	Inner Wheel Brg. Nut, Standard	
	A-1205-W-1349	Inner Wheel Seal	
	1199-V-1296	Inner Wheel Seal Wiper	
	39590	Outer Wheel Brg. Cone Special Applications	
	42687	Outer Wheel Brg. Cone, Standard	
	39520	Outer Wheel Brg. Cup Special Applications	
	42620	Outer Wheel Brg. Cup, Standard	
	1229-G-1021	Wheel Nut Washer Special Applications	
	1229-R-1058	Wheel Nut Washer, Standard	
	SQDD	2208-Z-416	Axle Shaft Gasket
		598A	Inner Wheel Bearing Cone
592A		Inner Wheel Bearing Cup	
1227-W-517		Inner Wheel Brg. Adjusting Nut	
1229-U-1009		Inner Wheel Brg. Adjusting Nut Washer	
1199-B-1666		Inner Wheel Seal Wiper	
A-1205-M-689		Inner Wheel Seal, Aluminum Hubs	
A-1205-T-696		Inner Wheel Seal, Cast Hubs	
580		Outer Wheel Bearing Cone	
572		Outer Wheel Bearing Cup	
1227-R-330		Outer Wheel Brg. Adjusting Nut	
A-1205-R-616		Outer Wheel Seal	
A-1199-S-1917		Outer Wheel Seal Wiper	
SQHD		2208-X-440	Axle Shaft Gasket
	598A	Inner Wheel Brg. Cone	
	592A	Inner Wheel Brg. Cup	
	1227-W-517	Inner Wheel Brg. Nut	
	A-1205-T-696	Inner Wheel Seal	
	1199-B-1666	Inner Wheel Seal Wiper	
	580	Outer Wheel Brg. Cone	
	572	Outer Wheel Brg. Cup	
	A-1205-N-612	Outer Wheel Seal	
	1229-U-1009	Wheel Nut Washer	
	SQHP/SQ100	2208-X-440	Axle Shaft Gasket
		598A	Inner Wheel Brg. Cone 3.625 Inner Diameter
		594A	Inner Wheel Brg. Cone 3.750 Inner Diameter
		592A	Inner Wheel Brg. Cup
1227-W-517		Inner Wheel Brg. Nut	
A-1205-U-1061		Inner Wheel Seal	
580		Outer Wheel Brg. Cone	
572		Outer Wheel Brg. Cup	
1227-R-330		Outer Wheel Brg. Nut	
1229-U-1009		Wheel Brg. Nut Washer	

BEARINGS & SEALS REFERENCE CHART (BY AXLE MODEL SERIES)

SR-170	2208-X-440	Axle Shaft Gasket	
	1227-W-517	Inner Wheel Bearing Adjusting Nut	
	598A	Inner Wheel Brg. Cone	
	592A	Inner Wheel Brg. Cup	
	1199-B-1666	Inner Wheel Seal Wiper	
	A-1205-T-696	Inner Wheel Seal, Standard	
	A-1205-U-1061	Inner Wheel Seal, Unified	
	1227-R-330	Outer Wheel Brg. Adjusting Nut	
	580	Outer Wheel Brg. Cone	
	572	Outer Wheel Brg. Cup	
	A-1205-N-612	Outer Wheel Seal	
	A-1199-S-1917	Outer Wheel Seal Wiper	
	1229-U-1009	Wheel Brg. Adjusting Nut Washer	
	SRDD	2208-X-440	Axle Shaft Gasket
1227-W-517		Inner Wheel Bearing Adjusting Nut	
598A		Inner Wheel Bearing Cone	
592A		Inner Wheel Bearing Cup	
A-1205-T-696		Inner Wheel Seal	
1199-B-1666		Inner Wheel Seal Wiper	
580		Outer Wheel Bearing Cone	
572		Outer Wheel Bearing Cup	
1227-R-330		Outer Wheel Brg. Adjusting Nut	
A-1205-N-612		Outer Wheel Seal	
A-1199-S-1917		Outer Wheel Seal Wiper	
1229-U-1009		Wheel Brg. Adjusting Nut Washer	
SSHD		2208-X-440	Axle Shaft Gasket
		1227-W-517	Inner Wheel Bearing Adjusting Nut
	594A	Inner Wheel Bearing Cone	
	592A	Inner Wheel Bearing Cup	
	A-1205-Q-2487	Inner Wheel Seal	
	2297-M-6981	Inner Wheel Seal Wiper	
	1227-R-330	Outer Wheel Bearing Adjusting Nut	
	580	Outer Wheel Bearing Cone	
	572	Outer Wheel Bearing Cup	
	1229-U-1009	Wheel Bearing Adjusting Nut Washer	
	STDD	2208-X-440	Axle Shaft Gasket
		1227-W-517	Inner Wheel Bearing Adjusting Nut
		782	Inner Wheel Bearing Cone
		772	Inner Wheel Bearing Cup
A-1205-Z-1820		Inner Wheel Seal	
1244-U-879		Inner Wheel Seal Wiper	
1227-R-330		Outer Wheel Bearing Adjusting Nut	
749		Outer Wheel Bearing Cone	
742		Outer Wheel Bearing Cup	
A-1199-F-1696		Outer Wheel Seal Wiper, Special	
A-1199-H-1698		Outer Wheel Seal Wiper, Standard	
A-1205-X-596		Outer Wheel Seal, Special	
A-1205-U-619		Outer Wheel Seal, Standard	
1229-U-1009		Wheel Bearing Adjusting Nut Washer	

4



BEARINGS & SEALS REFERENCE CHART (BY AXLE MODEL SERIES)

SU-170	2208-X-440	Axle Shaft Gasket	
	1227-W-517	Inner Wheel Bearing Adjusting Nut	
	782	Inner Wheel Brg. Cone	
	772	Inner Wheel Brg. Cup	
	A-1205-Z-1820	Inner Wheel Seal	
	1244-U-879	Inner Wheel Seal Wiper	
	1227-R-330	Outer Wheel Brg. Adjusting Nut	
	749	Outer Wheel Brg. Cone	
	742	Outer Wheel Brg. Cup	
	A-1205-U-619	Outer Wheel Seal	
	A-1199-H-1698	Outer Wheel Seal Wiper	
	1229-U-1009	Wheel Brg. Adjusting Nut Washer	
	SUDD	2208-X-440	Axle Shaft Gasket
		1227-A-547	Inner Wheel Bearing Adjusting Nut
760		Inner Wheel Bearing Cone	
752		Inner Wheel Bearing Cup	
A-1205-X-700		Inner Wheel Seal	
A1-1244-C-393		Inner Wheel Seal Wiper	
1227-F-448		Outer Wheel Bearing Adjusting Nut	
749		Outer Wheel Bearing Cone	
742		Outer Wheel Bearing Cup	
A-1205-X-596		Outer Wheel Seal	
A-1199-F-1696		Outer Wheel Seal Wiper	
1229-V-48		Wheel Bearing Adjusting Nut Washer	
SW-170		2208-X-440	Axle Shaft Gasket
		1227-A-547	Inner Wheel Bearing Adjusting Nut
	782	Inner Wheel Brg. Cone	
	772	Inner Wheel Brg. Cup	
	A-1205-S-1657	Inner Wheel Seal	
	2245-E-31	Inner Wheel Seal Wiper	
	1227-F-448	Outer Wheel Brg. Adjusting Nut	
	6580	Outer Wheel Brg. Cone	
	6535	Outer Wheel Brg. Cup	
	A-1205-R-1656	Outer Wheel Seal	
	A-1199-F-1696	Outer Wheel Seal Wiper	
	1229-V-48	Wheel Brg. Adjusting Nut Washer	
	17100	2208-Z-390	Hub Cap Gasket
		A-3262-E-1227	Hub Cap, Greaseable
3262-H-60		Hub Cap, Sealed	
6320		Inner Wheel Bearing Cone	
6379		Inner Wheel Bearing Cup	
557S		Outer Wheel Bearing Cone	
552A		Outer Wheel Bearing Cup	
1227-D-106		Outer Wheel Bearing Jam Nut	
1229-J-478		Outer Wheel Brg. Jam Nut Flat Washer	
1229-H-476		Outer Wheel Brg. Jam Nut Pierced Washer	
A-1227-A-391		Wheel Bearing Adjusting Nut	

BEARINGS & SEALS REFERENCE CHART (BY AXLE MODEL SERIES)

17101	A-1205-E-2163	Grease Seal	
	2208-Z-390	Hub Cap Gasket	
	A-3262-E-1227	Hub Cap, Greaseable	
	3262-H-60	Hub Cap, Sealed	
	6320	Inner Wheel Bearing Cone	
	6379	Inner Wheel Bearing Cup	
	557S	Outer Wheel Bearing Cone	
	552A	Outer Wheel Bearing Cup	
	1227-D-106	Outer Wheel Bearing Jam Nut	
	1229-J-478	Outer Wheel Brg. Jam Nut Flat Washer	
	1229-H-476	Outer Wheel Brg. Jam Nut Pierced Washer	
	A-1227-A-391	Wheel Bearing Adjusting Nut	
	FC-931	3262-A-53	Hub Cap
		2208-Y-363	Hub Cap Gasket
39581		Inner Wheel Bearing Cone	
39520		Inner Wheel Bearing Cup	
3525		Outer Wheel Bearing Cone	
3585		Outer Wheel Bearing Cup	
1227-K-947		Outer Wheel Brg. Jam Nut	
1229-L-2376		Outer Wheel Brg. Jam Nut Flat Washer	
A-1205-G-1515		Wheel Seal	
FD-931		3262-A-53	Hub Cap
		2208-Y-363	Hub Cap Gasket
		39581	Inner Wheel Bearing Cone
		39520	Inner Wheel Bearing Cup
		3585	Outer Wheel Bearing Cone
	3525	Outer Wheel Bearing Cup	
	1227-U-541	Outer Wheel Brg. Adjusting Nut	
	1227-B-106	Outer Wheel Brg. Jam Nut	
	1229-F-474	Outer Wheel Brg. Jam Nut Flat Washer	
	1229-G-475	Outer Wheel Brg. Jam Nut Pierced Washer	
	A-1205-G-1515	Wheel Seal	
	FE-970	3262-E-109	Hub Cap
		2208-X-492	Hub Cap Gasket
		756A	Inner Wheel Bearing Cone
752		Inner Wheel Bearing Cup	
HM212047		Outer Wheel Bearing Cone	
HM212011		Outer Wheel Bearing Cup	
1227-F-162		Outer Wheel Brg. Adjusting Nut	
1227-F-162		Outer Wheel Brg. Jam Nut	
1229-S-721		Outer Wheel Brg. Jam Nut Flat Washer	
1229-H-1568		Outer Wheel Brg. Jam Nut Pierced Washer	
A-1205-H-762		Wheel Seal	
FF-931		3262-A-53	Hub Cap
		2208-Y-363	Hub Cap Gasket
		HM212047	Inner Wheel Bearing Cone
	HM212011	Inner Wheel Bearing Cup	
	3782	Outer Wheel Bearing Cone	
	3720	Outer Wheel Bearing Cup	
	1227-U-541	Outer Wheel Brg. Adjusting Nut	
	1227-B-106	Outer Wheel Brg. Jam Nut	
	1229-F-474	Outer Wheel Brg. Jam Nut Flat Washer	
	1229-G-475	Outer Wheel Brg. Jam Nut Pierced Washer	
	A-1205-L-1338	Wheel Seal	

4



BEARINGS & SEALS REFERENCE CHART (BY AXLE MODEL SERIES)

FF-932	3262-A-53	Hub Cap	
	2208-Y-363	Hub Cap Gasket	
	HM212049	Inner Wheel Bearing Cone	
	HM212011	Inner Wheel Bearing Cup	
	3782	Outer Wheel Bearing Cone	
	3720	Outer Wheel Bearing Cup	
	1227-U-541	Outer Wheel Brg. Adjusting Nut	
	1227-B-106	Outer Wheel Brg. Jam Nut	
	1229-F-474	Outer Wheel Brg. Jam Nut Flat Washer	
	1229-G-475	Outer Wheel Brg. Jam Nut Pierced Washer	
	A-1205-L-1338	Wheel Seal	
	FF-941	3262-A-53	Hub Cap
		A-3262-G-215	Hub Cap for Oil Bath
2208-Y-363		Hub Cap Gasket	
HM212047		Inner Wheel Bearing Cone	
HM212011		Inner Wheel Bearing Cup	
3782		Outer Wheel Bearing Cone	
3720		Outer Wheel Bearing Cup	
1227-U-541		Outer Wheel Brg. Adjusting Nut	
1227-B-106		Outer Wheel Brg. Jam Nut	
1229-F-474		Outer Wheel Brg. Jam Nut Flat Washer	
1229-G-475		Outer Wheel Brg. Jam Nut Pierced Washer	
A-1205-L-1338		Wheel Seal, Grease	
A-1205-E-1071		Wheel Seal, Oil (STEMCO)	
FF-961	2208-Y-363	Hub Cap Gasket	
	A-3262-G-215	Hub Cap, Greaseable	
	3262-A-53	Hub Cap, Sealed	
	HM212049	Inner Wheel Bearing Cone	
	HM212011	Inner Wheel Bearing Cup	
	3782	Outer Wheel Bearing Cone	
	3720	Outer Wheel Bearing Cup	
	1227-U-541	Outer Wheel Brg. Adjusting Nut	
	1227-B-106	Outer Wheel Brg. Jam Nut	
	1229-F-474	Outer Wheel Brg. Jam Nut Flat Washer	
	1229-G-475	Outer Wheel Brg. Jam Nut Pierced Washer	
	A-1205-L-1338	Wheel Seal, Grease	
	A-1205-E-1071	Wheel Seal, Oil	
FF-971	2208-X-492	Hub Cap Gasket, Grease only	
	3262-E-109	Hub Cap, Grease Type	
	A-3262-N-222 (NLA)	Hub Cap, Oil Type	
	756A	Inner Wheel Bearing Cone	
	752	Inner Wheel Bearing Cup	
	HM212047	Outer Wheel Bearing Cone	
	HM212011	Outer Wheel Bearing Cup	
	1227-F-162	Outer Wheel Brg. Adjusting Nut	
	1227-F-162	Outer Wheel Brg. Jam Nut	
	1229-S-721	Outer Wheel Brg. Jam Nut Flat Washer	
	1229-H-1568	Outer Wheel Brg. Jam Nut Pierced Washer	
	A-1205-Z-1638	Wheel Seal, Grease Type	
	A-1205-V-1660	Wheel Seal, Oil Type	

BEARINGS & SEALS REFERENCE CHART (BY AXLE MODEL SERIES)

FG-931	3262-A-53	Hub Cap	
	2208-Y-363	Hub Cap Gasket	
	HM212049	Inner Wheel Bearing Cone	
	HM212011	Inner Wheel Bearing Cup	
	3782	Outer Wheel Bearing Cone	
	3720	Outer Wheel Bearing Cup	
	1227-U-541	Outer Wheel Brg. Adjusting Nut	
	1227-B-106	Outer Wheel Brg. Jam Nut	
	1229-F-474	Outer Wheel Brg. Jam Nut Flat Washer	
	1229-G-475	Outer Wheel Brg. Jam Nut Pierced Washer	
	A-1205-L-1338	Wheel Seal	
	FG-941	3262-A-53	Hub Cap
		2208-Y-363	Hub Cap Gasket
HM212049		Inner Wheel Bearing Cone	
HM212011		Inner Wheel Bearing Cup	
3782		Outer Wheel Bearing Cone	
3720		Outer Wheel Bearing Cup	
1227-U-541		Outer Wheel Brg. Adjusting Nut	
1227-B-106		Outer Wheel Brg. Jam Nut	
1229-F-474		Outer Wheel Brg. Jam Nut Flat Washer	
1229-G-475		Outer Wheel Brg. Jam Nut Pierced Washer	
A-1205-L-1338		Wheel Seal	
FL-901		3262-W-1245	Hub Cap
		2208-N-820	Hub Cap Gasket
	6461A	Inner Wheel Bearing Cone	
	6420	Inner Wheel Bearing Cup	
	555S	Outer Wheel Bearing Cone	
	552A	Outer Wheel Bearing Cup	
	1227-D-108	Inner Wheel Brg. Adjusting Nut - (Purchase as KIT 1416)	
	1227-S-1527	Outer Wheel Brg. Adjusting Nut - (Purchase as KIT 1416)	
	1229-H-476	Lockring - (Purchase as KIT 1416)	
	1229-J-748	Washer - (Purchase as KIT 1416)	
	1229-C-1693	Outer Wheel Brg. Jam Nut Pierced Washer	
	A-1205-Z-780	Wheel Seal	
	FL-931	3262-W-1245	Hub Cap
2208-N-820		Hub Cap Gasket	
6461A		Inner Wheel Bearing Cone	
6420		Inner Wheel Bearing Cup	
555S		Outer Wheel Bearing Cone	
552A		Outer Wheel Bearing Cup	
1227-Y-571		Outer Wheel Brg. Adjusting Nut	
1229-C-1693		Outer Wheel Brg. Jam Nut Pierced Washer	
A-1205-M-1339		Wheel Seal	
RL		1227-C-549	Inner Wheel Bearing Adjusting Nut
		665A	Inner Wheel Bearing Cone
		653	Inner Wheel Bearing Cup
		A-1229-W-2545	Lockwasher Wheel Bearing Adjusting Nut
	HM212049	Outer Wheel Bearing Cone	
	HM212011	Outer Wheel Bearing Cup	
	1227-B-756	Outer Wheel Bearing Jam Nut	
	A-1205-N-898	Wheel Seal	

4



BEARINGS & SEALS REFERENCE CHART (BY AXLE MODEL SERIES)

RN	1227-C-549	Inner Wheel Bearing Adjusting Nut
	1227-B-678	Inner Wheel Bearing Adjusting Nut, Positive Adjust
	HM218248	Inner Wheel Bearing Cone
	HM218210	Inner Wheel Bearing Cup
	A-1229-W-2545	Lockwasher Wheel Bearing Adjusting Nut
	A-1229-X-2546	Lockwasher Wheel Brg. Adjusting Nut, Positive Adjust
	HM212049	Outer Wheel Bearing Cone
	HM212049	Outer Wheel Bearing Cone, Positive Adjust
	HM212011	Outer Wheel Bearing Cup
	1228-M-403	Outer Wheel Bearing Cup, Positive Adjust
	1227-B-756	Outer Wheel Bearing Jam Nut
	1227-Z-676	Outer Wheel Bearing Jam Nut, Positive Adjust
	A-1205-P-1212	Wheel Seal
RQ	1227-C-549	Inner Wheel Bearing Adjusting Nut
	1227-B-678	Inner Wheel Bearing Adjusting Nut, Positive Adjust
	HM218248	Inner Wheel Bearing Cone
	HM218210	Inner Wheel Bearing Cup
	A-1229-W-2545	Lockwasher Wheel Bearing Adjusting Nut
	A-1229-X-2546	Lockwasher Wheel Brg. Adjusting Nut, Positive Adjust
	HM212049	Outer Wheel Bearing Cone
	HM212049	Outer Wheel Bearing Cone, Positive Adjust
	HM212011	Outer Wheel Bearing Cup
	1228-M-403	Outer Wheel Bearing Cup, Positive Adjust
	1227-B-756	Outer Wheel Bearing Jam Nut
	1227-Z-676	Outer Wheel Bearing Jam Nut, Positive Adjust
	A-1205-P-1212	Wheel Seal
TK	1227-C-549	Inner Wheel Bearing Adjusting Nut
	663	Inner Wheel Bearing Cone
	653	Inner Wheel Bearing Cup
	A-1229-W-2545	Lockwasher Wheel Bearing Adjusting Nut
	HM212049	Outer Wheel Bearing Cone
	HM212011	Outer Wheel Bearing Cup
	1227-B-756	Outer Wheel Bearing Jam Nut
	A-1205-M-897	Wheel Seal
TKD	1227-C-549	Inner Wheel Bearing Adjusting Nut
	663	Inner Wheel Bearing Cone
	653	Inner Wheel Bearing Cup
	A-1229-W-2545	Lockwasher Wheel Bearing Adjusting Nut
	HM212049	Outer Wheel Bearing Cone
	HM212011	Outer Wheel Bearing Cup
	1227-B-756	Outer Wheel Bearing Jam Nut
	A-1205-M-897	Wheel Seal
TKL	665A	Inner Wheel Bearing Cone
	A-1205-N-898	Wheel Seal
	1227-C-549	Inner Wheel Bearing Adjusting Nut
	653	Inner Wheel Bearing Cup
	A-1229-W-2545	Lockwasher Wheel Bearing Adjusting Nut
	HM212049	Outer Wheel Bearing Cone
	HM212011	Outer Wheel Bearing Cup
	1227-B-756	Outer Wheel Bearing Jam Nut

BEARINGS & SEALS REFERENCE CHART (BY AXLE MODEL SERIES)

TKLD	1227-C-549	Inner Wheel Bearing Adjusting Nut	
	665A	Inner Wheel Bearing Cone	
	653	Inner Wheel Bearing Cup	
	A-1229-W-2545	Lockwasher Wheel Bearing Adjusting Nut	
	HM212049	Outer Wheel Bearing Cone	
	HM212011	Outer Wheel Bearing Cup	
	1227-B-756	Outer Wheel Bearing Jam Nut	
	A-1205-N-898	Wheel Seal	
	TKN	1227-C-549	Inner Wheel Bearing Adjusting Nut
		1227-B-678	Inner Wheel Bearing Adjusting Nut, Positive Adjust
		HM218248	Inner Wheel Bearing Cone
HM218210		Inner Wheel Bearing Cup	
A-1229-W-2545		Lockwasher Wheel Bearing Adjusting Nut	
A-1229-X-2546		Lockwasher Wheel Brg. Adjusting Nut, Positive Adjust	
HM212049		Outer Wheel Bearing Cone	
HM212049		Outer Wheel Bearing Cone, Positive Adjust	
HM212011		Outer Wheel Bearing Cup	
1228-M-403		Outer Wheel Bearing Cup, Positive Adjust	
1227-B-756		Outer Wheel Bearing Jam Nut	
1227-Z-676	Outer Wheel Bearing Jam Nut, Positive Adjust		
A-1205-P-1212	Wheel Seal		
TL	1227-C-549	Inner Wheel Bearing Adjusting Nut	
	665A	Inner Wheel Bearing Cone	
	653	Inner Wheel Bearing Cup	
	A-1229-W-2545	Lockwasher Wheel Bearing Adjusting Nut	
	HM212049	Outer Wheel Bearing Cone	
	HM212011	Outer Wheel Bearing Cup	
	1227-B-756	Outer Wheel Bearing Jam Nut	
	A-1205-N-898	Wheel Seal	
	TLD	1227-C-549	Inner Wheel Bearing Adjusting Nut
		665A	Inner Wheel Bearing Cone
		653	Inner Wheel Bearing Cup
A-1229-W-2545		Lockwasher Wheel Bearing Adjusting Nut	
HM212049		Outer Wheel Bearing Cone	
HM212011		Outer Wheel Bearing Cup	
1227-B-756		Outer Wheel Bearing Jam Nut	
A-1205-N-898		Wheel Seal	
TN		1227-C-549	Inner Wheel Bearing Adjusting Nut
		1227-B-678	Inner Wheel Bearing Adjusting Nut, Positive Adjust
		HM218248	Inner Wheel Bearing Cone
	HM218210	Inner Wheel Bearing Cup	
	A-1229-W-2545	Lockwasher Wheel Bearing Adjusting Nut	
	A-1229-X-2546	Lockwasher Wheel Brg. Adjusting Nut, Positive Adjust	
	HM212049	Outer Wheel Bearing Cone	
	HM212049	Outer Wheel Bearing Cone, Positive Adjust	
	HM212011	Outer Wheel Bearing Cup	
	1228-M-403	Outer Wheel Bearing Cup, Positive Adjust	
	1227-B-756	Outer Wheel Bearing Jam Nut	
1227-Z-676	Outer Wheel Bearing Jam Nut, Positive Adjust		
A-1205-P-1212	Wheel Seal		

4



BEARINGS & SEALS REFERENCE CHART (BY AXLE MODEL SERIES)

TP	1229-B-3122	Inner Brg. Adjusting Nut Washer, Manual Adjust	
	1229-Y-3119	Inner Brg. Adjusting Nut Washer, Positive Adjust	
	1227-W-517	Inner Wheel Brg. Adjusting Nut, Manual Adjust	
	1227-R-1240	Inner Wheel Brg. Adjusting Nut, Positive Adjust	
	1227-R-330	Outer Wheel Bearing Jam Nut, All	
	26-X-1002	Set Screw Wheel Brg. Adjusting Nut, All	
	HM518445	Wheel Bearing Cone Inner/Outer, Manual Adjust	
	HM518410	Wheel Bearing Cup Inner/Outer, Manual Adjust	
	1228-J-634	Wheel Bearing Cup Inner/Outer, Positive Adjust	
	1229-S-4179	Wheel Brg. Adjusting Nut Lockwasher, All	
	1228-H-632	Wheel Brg. Cone Inner/Outer, Positive Adjust	
	A-1205-U-2205	Wheel Seal, Scotsseal Plus	
	A-1205-P-1888	Wheel Seal, Standard	
	A-1205-Y-1975	Wheel Seal, STEMCO	
	TQ	1227-C-549	Inner Wheel Bearing Adjusting Nut
1227-B-678		Inner Wheel Bearing Adjusting Nut, Positive Adjust	
HM218248		Inner Wheel Bearing Cone	
HM218210		Inner Wheel Bearing Cup	
A-1229-W-2545		Lockwasher Wheel Bearing Adjusting Nut	
A-1229-X-2546		Lockwasher Wheel Brg. Adjusting Nut, Positive Adjust	
HM212049		Outer Wheel Bearing Cone	
HM212049		Outer Wheel Bearing Cone, Positive Adjust	
HM212011		Outer Wheel Bearing Cup	
1228-M-403		Outer Wheel Bearing Cup, Positive Adjust	
1227-B-756		Outer Wheel Bearing Jam Nut	
1227-Z-676		Outer Wheel Bearing Jam Nut, Positive Adjust	
A-1205-P-1212		Wheel Seal	
TR, TRD		594A	Inner Wheel Bearing Cone
		592A	Inner Wheel Bearing Cup
	1227-W-517	Inner Wheel Brg. Adjusting Nut	
	580	Outer Wheel Bearing Cone	
	572	Outer Wheel Bearing Cup	
	1227-R-330	Outer Wheel Bearing Jam Nut	
	26-X-1002	Set Screw Wheel Brg. Adjusting Nut	
	1229-S-4179	Wheel Brg. Adjusting Nut Lockwasher	
	A-1205-J-2194	Wheel Seal	
	A-1205-U-1061	Wheel Seal	

